

## Daily Summary for Amman Stock Exchange

### VALUE TRADED (JD)

	2024	2025	NET CHANGE	CHANGE (%)
Daily	4,013,946	7,037,166	3,023,220	75.32%
Cumulative (4/5-21/5)	51,293,267	132,382,069	81,088,802	158.09%
Cumulative (2/1-21/5)	433,217,683	637,052,147	203,834,464	47.05%

### NO. OF SHARES TRADED

	2024	2025	NET CHANGE	CHANGE (%)
Daily	3,012,196	4,272,470	1,260,274	41.84%
Cumulative (4/5-21/5)	38,176,843	67,504,154	29,327,311	76.82%
Cumulative (2/1-21/5)	331,381,953	333,137,292	1,755,339	0.53%

### NO. OF TRANSACTIONS

	2024	2025	NET CHANGE	CHANGE (%)
Daily	2,424	3,338	914	37.71%
Cumulative (4/5-21/5)	32,249	44,669	12,420	38.51%
Cumulative (2/1-21/5)	225,672	213,386	-12,286	-5.44%

### SOME FINANCIAL RATIOS FOR THE ASE (21/5/2025)

SECTOR	P/E	P/BV	DIVIDEND YIELD (%)	TURNOVER (%)
FINANCIAL	7.504	0.777	6.457	0.055
SERVICES	12.807	1.145	6.079	0.112
INDUSTRY	10.338	1.685	7.250	0.084
OVERALL	8.474	1.033	7.079	0.070

### ASE GENERAL FREE FLOAT WEIGHTED INDEX ASEGI (1999=1000)

	TUESDAY 20/05/2025	WEDNESDAY 21/05/2025	% CHANGE	
			DAY BEFORE	YTD
GENERAL INDEX ASEGI	2636.2	2631.3	-0.18%	5.73%
FINANCIAL	2797.5	2789.4	-0.29%	5.22%
SERVICES	1752.8	1749.4	-0.20%	3.31%
INDUSTRY	5987.1	5996.0	0.15%	8.40%

### ASE FREE FLOAT WEIGHTED INDEX ASE20 (2014=1000)

	1427.6	1425.1	-0.17%	6.03%
--	--------	--------	--------	-------

### TOTAL RETURN INDEX ASETR (2021=1074)

	1877.4	1874.2	-0.17%	14.17%
--	--------	--------	--------	--------

### ASE WEIGHTED INDEX (1991=1000)

	TUESDAY 20/05/2025	WEDNESDAY 21/05/2025	% CHANGE	
			DAY BEFORE	YTD
GENERAL	5026.2	5017.4	-0.18%	8.28%
BANKS	7146.2	7107.5	-0.54%	8.46%
INSURANCE	1541.8	1562.6	1.35%	13.56%
SERVICES	900.9	898.8	-0.23%	4.07%
INDUSTRY	7320.4	7336.4	0.22%	8.86%

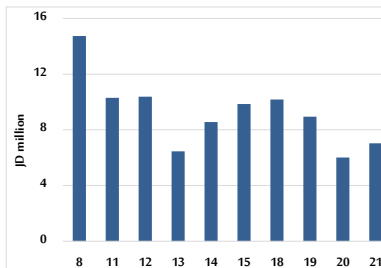
### MARKET INDICES WEIGHTED BY FREE FLOAT MARKET CAP. (2012=1000)

	TUESDAY 20/05/2025	WEDNESDAY 21/05/2025	% CHANGE	
			DAY BEFORE	YTD
FIRST MARKET	1481.0	1477.9	-0.21%	5.89%
SECOND MARKET	867.1	870.1	0.34%	4.51%

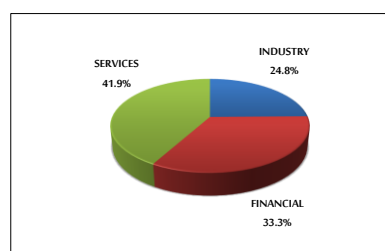
### MARKET CAPITALIZATION (JD)

	18,952,163,420	18,919,873,131	-0.17%	7.16%
--	----------------	----------------	--------	-------

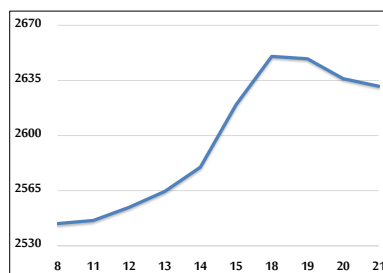
### VALUE TRADED FROM 8/5 TO 21/5/2025



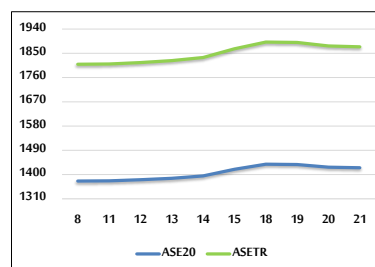
### VALUE TRADED BY SECTOR WEDNESDAY 21/5/2025



### ASE GENERAL FREE FLOAT WEIGHTED INDEX FROM 8/5 TO 21/5/2025



### ASE20 INDEX & ASETR INDEX FROM 8/5 TO 21/5/2025



### ASE WEIGHTED INDEX FROM 8/5 TO 21/5/2025

