

## Daily Summary for Amman Stock Exchange

### VALUE TRADED (JD)

	2024	2025	NET CHANGE	CHANGE (%)
Daily	3,989,052	14,738,496	10,749,444	269.47%
Cumulative (4/5-8/5)	17,884,098	54,665,632	36,781,534	205.67%
Cumulative (2/1-8/5)	399,808,514	559,335,710	159,527,196	39.90%

### NO. OF SHARES TRADED

	2024	2025	NET CHANGE	CHANGE (%)
Daily	2,349,749	11,081,151	8,731,402	371.59%
Cumulative (4/5-8/5)	10,952,347	29,168,568	18,216,221	166.32%
Cumulative (2/1-8/5)	304,157,457	294,801,706	-9,355,751	-3.08%

### NO. OF TRANSACTIONS

	2024	2025	NET CHANGE	CHANGE (%)
Daily	2,001	3,107	1,106	55.27%
Cumulative (4/5-8/5)	10,128	15,616	5,488	54.19%
Cumulative (2/1-8/5)	203,551	184,333	-19,218	-9.44%

### SOME FINANCIAL RATIOS FOR THE ASE (8/5/2025)

SECTOR	P/E	P/BV	DIVIDEND YIELD (%)	TURNOVER (%)
FINANCIAL	7.136	0.739	6.790	0.051
SERVICES	12.640	1.130	6.159	0.144
INDUSTRY	10.031	1.635	7.472	0.940
OVERALL	8.155	0.994	7.357	0.182

### ASE GENERAL FREE FLOAT WEIGHTED INDEX ASEGI (1999=1000)

	WEDNESDAY 07/05/2025	THURSDAY 08/05/2025	% CHANGE	
			DAY BEFORE	YTD
GENERAL INDEX ASEGI	2531.1	2544.1	0.51%	2.22%
FINANCIAL	2658.0	2672.2	0.54%	0.80%
SERVICES	1718.2	1733.9	0.91%	2.40%
INDUSTRY	5833.2	5806.8	-0.45%	4.98%

### ASE FREE FLOAT WEIGHTED INDEX ASE20 (2014=1000)

	1367.9	1375.8	0.58%	2.37%
--	--------	--------	-------	-------

### TOTAL RETURN INDEX ASETR (2021=1074)

	1799.0	1809.4	0.58%	10.22%
--	--------	--------	-------	--------

### ASE WEIGHTED INDEX (1991=1000)

	WEDNESDAY 07/05/2025	THURSDAY 08/05/2025	% CHANGE	
			DAY BEFORE	YTD
GENERAL	4811.5	4828.0	0.34%	4.20%
BANKS	6700.0	6751.0	0.76%	3.02%
INSURANCE	1469.5	1476.7	0.49%	7.32%
SERVICES	873.2	876.5	0.38%	1.48%
INDUSTRY	7159.2	7147.2	-0.17%	6.06%

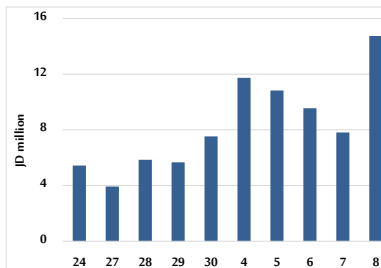
### MARKET INDICES WEIGHTED BY FREE FLOAT MARKET CAP. (2012=1000)

	WEDNESDAY 07/05/2025	THURSDAY 08/05/2025	% CHANGE	
			DAY BEFORE	YTD
FIRST MARKET	1421.9	1429.3	0.52%	2.41%
SECOND MARKET	830.5	835.1	0.55%	0.30%

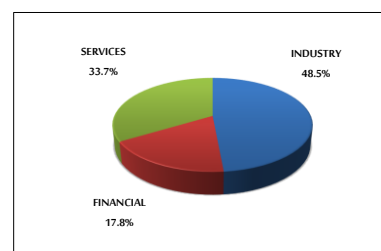
### MARKET CAPITALIZATION (JD)

	18,175,970,233	18,233,763,569	0.32%	3.27%
--	----------------	----------------	-------	-------

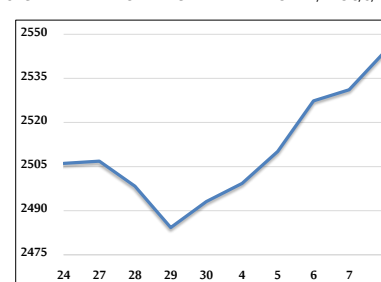
### VALUE TRADED FROM 24/4 TO 8/5/2025



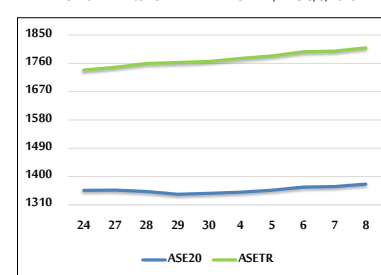
### VALUE TRADED BY SECTOR THURSDAY 8/5/2025



### ASE GENERAL FREE FLOAT WEIGHTED INDEX FROM 24/4 TO 8/5/2025



### ASE20 INDEX & ASETR INDEX FROM 24/4 TO 8/5/2025



### ASE WEIGHTED INDEX FROM 24/4 TO 8/5/2025

