

Daily Summary for Amman Stock Exchange

VALUE TRADED (JD)

	2024	2025	NET CHANGE	CHANGE (%)
Daily	4,160,008	10,177,288	6,017,280	144.65%
Cumulative (4/5-18/5)	39,487,036	110,391,072	70,904,036	179.56%
Cumulative (2/1-18/5)	421,411,452	615,061,150	193,649,698	45.95%

NO. OF SHARES TRADED

	2024	2025	NET CHANGE	CHANGE (%)
Daily	4,390,317	4,666,126	275,809	6.28%
Cumulative (4/5-18/5)	28,377,142	55,871,290	27,494,148	96.89%
Cumulative (2/1-18/5)	321,582,252	321,504,428	-77,824	-0.02%

NO. OF TRANSACTIONS

	2024	2025	NET CHANGE	CHANGE (%)
Daily	2,863	3,774	911	31.82%
Cumulative (4/5-18/5)	24,464	35,367	10,903	44.57%
Cumulative (2/1-18/5)	217,887	204,084	-13,803	-6.33%

SOME FINANCIAL RATIOS FOR THE ASE (18/5/2025)

SECTOR	P/E	P/BV	DIVIDEND YIELD (%)	TURNOVER (%)
FINANCIAL	7.657	0.793	6.327	0.080
SERVICES	12.761	1.141	6.101	0.085
INDUSTRY	10.297	1.678	7.279	0.045
OVERALL	8.556	1.043	7.012	0.077

ASE GENERAL FREE FLOAT WEIGHTED INDEX ASEGI (1999=1000)

	THURSDAY 15/05/2025	SUNDAY 18/05/2025	% CHANGE	
			DAY BEFORE	YTD
GENERAL INDEX ASEGI	2619.5	2650.3	1.17%	6.49%
FINANCIAL	2770.4	2826.8	2.03%	6.63%
SERVICES	1744.3	1742.8	-0.09%	2.92%
INDUSTRY	5975.1	5971.7	-0.06%	7.96%

ASE FREE FLOAT WEIGHTED INDEX ASE20 (2014=1000)

	1419.3	1438.4	1.34%	7.02%
--	--------	--------	-------	-------

TOTAL RETURN INDEX ASETR (2021=1074)

	1866.6	1891.7	1.34%	15.24%
--	--------	--------	-------	--------

ASE WEIGHTED INDEX (1991=1000)

	THURSDAY 15/05/2025	SUNDAY 18/05/2025	% CHANGE	
			DAY BEFORE	YTD
GENERAL	5010.1	5065.8	1.11%	9.33%
BANKS	7094.6	7278.4	2.59%	11.06%
INSURANCE	1514.0	1529.3	1.01%	11.14%
SERVICES	895.0	900.2	0.59%	4.24%
INDUSTRY	7339.7	7305.2	-0.47%	8.40%

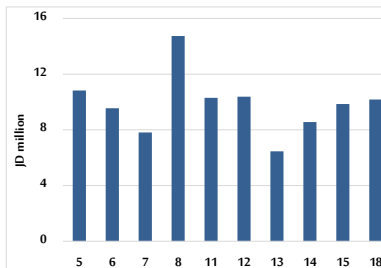
MARKET INDICES WEIGHTED BY FREE FLOAT MARKET CAP. (2012=1000)

	THURSDAY 15/05/2025	SUNDAY 18/05/2025	% CHANGE	
			DAY BEFORE	YTD
FIRST MARKET	1471.6	1490.1	1.26%	6.77%
SECOND MARKET	862.7	863.2	0.06%	3.68%

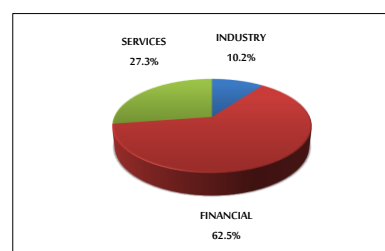
MARKET CAPITALIZATION (JD)

	18,869,599,616	19,076,504,196	1.10%	8.05%
--	----------------	----------------	-------	-------

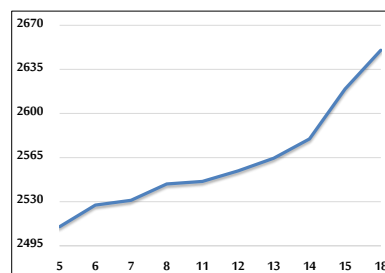
VALUE TRADED FROM 5/5 TO 18/5/2025



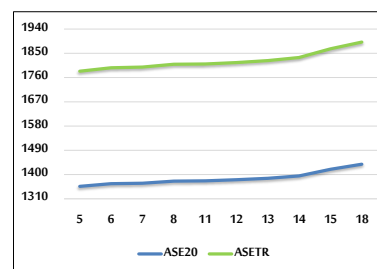
VALUE TRADED BY SECTOR SUNDAY 18/5/2025



ASE GENERAL FREE FLOAT WEIGHTED INDEX FROM 5/5 TO 18/5/2025



ASE20 INDEX & ASETR INDEX FROM 5/5 TO 18/5/2025



ASE WEIGHTED INDEX FROM 5/5 TO 18/5/2025

