

Daily Summary for Amman Stock Exchange

VALUE TRADED (JD)

	2024	2025	NET CHANGE	CHANGE (%)
Daily	3,327,467	11,001,198	7,673,731	230.62%
Cumulative (1/7-1/7)	3,327,467	11,001,198	7,673,731	230.62%
Cumulative (2/1-1/7)	625,549,014	864,853,865	239,304,851	38.26%

NO. OF SHARES TRADED

	2024	2025	NET CHANGE	CHANGE (%)
Daily	3,458,107	3,611,212	153,105	4.43%
Cumulative (1/7-1/7)	3,458,107	3,611,212	153,105	4.43%
Cumulative (2/1-1/7)	431,765,932	429,870,552	-1,895,380	-0.44%

NO. OF TRANSACTIONS

	2024	2025	NET CHANGE	CHANGE (%)
Daily	2,169	3,129	960	44.26%
Cumulative (1/7-1/7)	2,169	3,129	960	44.26%
Cumulative (2/1-1/7)	279,428	278,399	-1,029	-0.37%

SOME FINANCIAL RATIOS FOR THE ASE (1/7/2025)

SECTOR	P/E	P/BV	DIVIDEND YIELD (%)	TURNOVER (%)
FINANCIAL	7.923	0.817	6.163	0.046
SERVICES	13.309	1.178	6.047	0.072
INDUSTRY	12.362	2.015	6.063	0.100
OVERALL	9.403	1.147	6.400	0.058

ASE GENERAL FREE FLOAT WEIGHTED INDEX ASEGI (1999=1000)

	MONDAY 30/06/2025	TUESDAY 01/07/2025	% CHANGE	
			DAY BEFORE	YTD
GENERAL INDEX ASEGI	2777.5	2775.2	-0.08%	11.51%
FINANCIAL	2867.8	2867.1	-0.03%	8.15%
SERVICES	1813.1	1801.4	-0.64%	6.38%
INDUSTRY	6890.7	6940.8	0.73%	25.48%

ASE FREE FLOAT WEIGHTED INDEX ASE20 (2014=1000)

	1508.2	1505.8	-0.16%	12.04%
--	--------	--------	--------	--------

TOTAL RETURN INDEX ASETR (2021=1074)

	1983.5	1980.3	-0.16%	20.64%
--	--------	--------	--------	--------

ASE WEIGHTED INDEX (1991=1000)

	MONDAY 30/06/2025	TUESDAY 01/07/2025	% CHANGE	
			DAY BEFORE	YTD
GENERAL	5556.4	5561.4	0.09%	20.02%
BANKS	7531.3	7506.5	-0.33%	14.55%
INSURANCE	1615.1	1626.3	0.69%	18.19%
SERVICES	920.3	918.0	-0.25%	6.29%
INDUSTRY	8698.5	8748.7	0.58%	29.82%

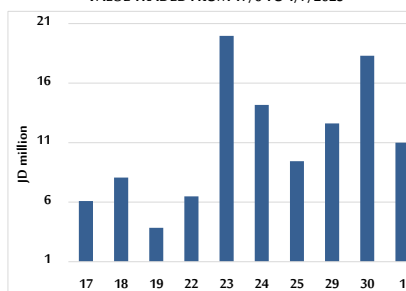
MARKET INDICES WEIGHTED BY FREE FLOAT MARKET CAP. (2012=1000)

	MONDAY 30/06/2025	TUESDAY 01/07/2025	% CHANGE	
			DAY BEFORE	YTD
FIRST MARKET	1561.9	1559.7	-0.14%	11.75%
SECOND MARKET	865.1	873.5	0.97%	4.91%

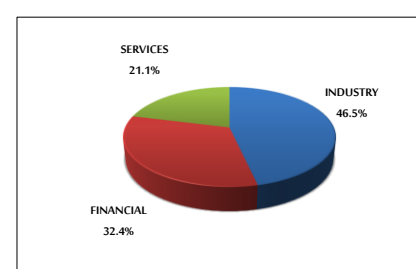
MARKET CAPITALIZATION (JD)

	20,846,897,668	20,869,473,113	0.11%	18.20%
--	----------------	----------------	-------	--------

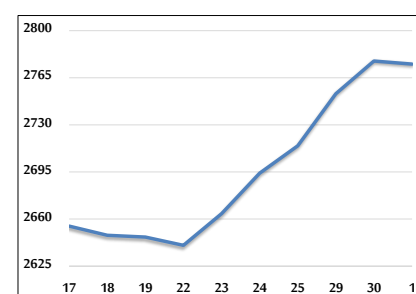
VALUE TRADED FROM 17/6 TO 1/7/2025



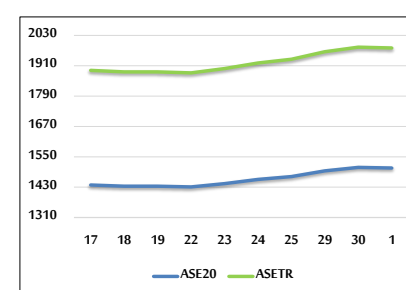
VALUE TRADED BY SECTOR TUESDAY 1/7/2025



ASE GENERAL FREE FLOAT WEIGHTED INDEX FROM 17/6 TO 1/7/2025



ASE20 INDEX & ASETR INDEX FROM 17/6 TO 1/7/2025



ASE WEIGHTED INDEX FROM 17/6 TO 1/7/2025

