

Daily Summary for Amman Stock Exchange

VALUE TRADED (JD)

	2024	2025	NET CHANGE	CHANGE (%)
Daily	3,494,284	6,045,605	2,551,321	73.01%
Cumulative (3/8-19/8)	56,267,669	115,707,824	59,440,155	105.64%
Cumulative (2/1-19/8)	771,045,055	1,229,806,524	458,761,469	59.50%

NO. OF SHARES TRADED

	2024	2025	NET CHANGE	CHANGE (%)
Daily	3,362,334	3,482,824	120,490	3.58%
Cumulative (3/8-19/8)	44,227,003	67,288,548	23,061,545	52.14%
Cumulative (2/1-19/8)	554,704,732	614,507,483	59,802,751	10.78%

NO. OF TRANSACTIONS

	2024	2025	NET CHANGE	CHANGE (%)
Daily	1,930	2,976	1,046	54.20%
Cumulative (3/8-19/8)	27,457	49,847	22,390	81.55%
Cumulative (2/1-19/8)	357,562	407,992	50,430	14.10%

SOME FINANCIAL RATIOS FOR THE ASE (19/8/2025)

SECTOR	P/E	P/BV	DIVIDEND YIELD (%)	TURNOVER (%)
FINANCIAL	8.244	0.877	5.689	0.054
SERVICES	12.894	1.204	5.919	0.076
INDUSTRY	13.705	2.232	5.473	0.028
OVERALL	10.045	1.249	5.877	0.055

ASE GENERAL FREE FLOAT WEIGHTED INDEX ASEGI (1999=1000)

	MONDAY 18/08/2025	TUESDAY 19/08/2025	% CHANGE	
			DAY BEFORE	YTD
GENERAL INDEX ASEGI	2965.1	2970.1	0.17%	19.34%
FINANCIAL	3067.2	3078.2	0.36%	16.11%
SERVICES	1841.4	1848.2	0.37%	9.15%
INDUSTRY	7664.6	7605.7	-0.77%	37.50%

ASE FREE FLOAT WEIGHTED INDEX ASE20 (2014=1000)

	1609.9	1613.3	0.21%	20.03%
--	--------	--------	-------	--------

TOTAL RETURN INDEX ASETR (2021=1074)

	2117.1	2121.6	0.21%	29.25%
--	--------	--------	-------	--------

ASE WEIGHTED INDEX (1991=1000)

	MONDAY 18/08/2025	TUESDAY 19/08/2025	% CHANGE	
			DAY BEFORE	YTD
GENERAL	5996.4	5984.9	-0.19%	29.16%
BANKS	7867.8	7893.3	0.32%	20.45%
INSURANCE	1684.6	1683.5	-0.06%	22.34%
SERVICES	942.8	945.6	0.29%	9.49%
INDUSTRY	9799.1	9721.2	-0.80%	44.25%

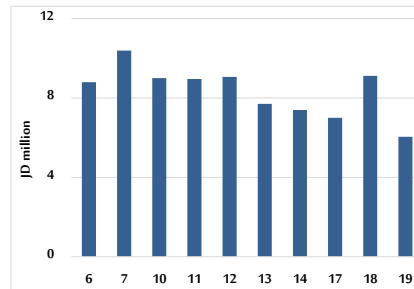
MARKET INDICES WEIGHTED BY FREE FLOAT MARKET CAP. (2012=1000)

	MONDAY 18/08/2025	TUESDAY 19/08/2025	% CHANGE	
			DAY BEFORE	YTD
FIRST MARKET	1665.2	1668.5	0.20%	19.55%
SECOND MARKET	945.8	942.0	-0.40%	13.15%

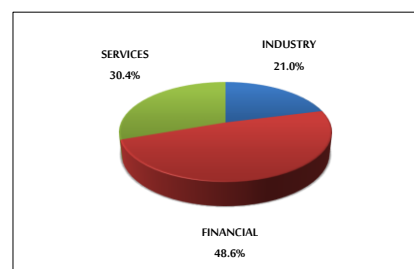
MARKET CAPITALIZATION (JD)

	22,613,473,910	22,572,564,415	-0.18%	27.85%
--	----------------	----------------	--------	--------

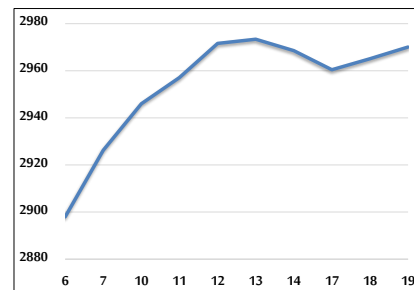
VALUE TRADED FROM 6/8 TO 19/8/2025



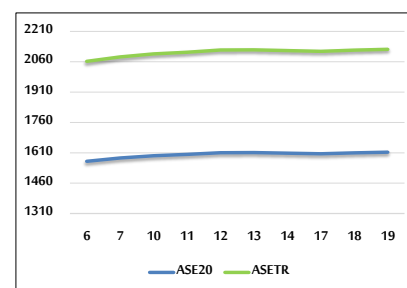
VALUE TRADED BY SECTOR TUESDAY 19/8/2025



ASE GENERAL FREE FLOAT WEIGHTED INDEX 6/8 TO 19/8/2025



ASE20 INDEX & ASETR INDEX FROM 6/8 TO 19/8/2025



ASE WEIGHTED INDEX FROM 6/8 TO 19/8/2025

