

Daily Summary for Amman Stock Exchange

VALUE TRADED (JD)

	2024	2025	NET CHANGE	CHANGE (%)
Daily	2,907,079	10,258,259	7,351,180	252.87%
Cumulative (3/8-20/8)	59,174,748	125,966,083	66,791,335	112.87%
Cumulative (2/1-20/8)	773,952,134	1,240,064,783	466,112,649	60.22%

NO. OF SHARES TRADED

	2024	2025	NET CHANGE	CHANGE (%)
Daily	2,428,425	4,824,980	2,396,555	98.69%
Cumulative (3/8-20/8)	46,655,428	72,113,528	25,458,100	54.57%
Cumulative (2/1-20/8)	557,133,157	619,332,463	62,199,306	11.16%

NO. OF TRANSACTIONS

	2024	2025	NET CHANGE	CHANGE (%)
Daily	1,783	2,834	1,051	58.95%
Cumulative (3/8-20/8)	29,240	52,681	23,441	80.17%
Cumulative (2/1-20/8)	359,345	410,826	51,481	14.33%

SOME FINANCIAL RATIOS FOR THE ASE (20/8/2025)

SECTOR	P/E	P/BV	DIVIDEND YIELD (%)	TURNOVER (%)
FINANCIAL	8.216	0.874	5.708	0.074
SERVICES	12.870	1.202	5.930	0.103
INDUSTRY	13.733	2.236	5.462	0.047
OVERALL	10.036	1.248	5.882	0.076

ASE GENERAL FREE FLOAT WEIGHTED INDEX ASEGI (1999=1000)

	TUESDAY 19/08/2025	WEDNESDAY 20/08/2025	% CHANGE	
			DAY BEFORE	YTD
GENERAL INDEX ASEGI	2970.1	2962.8	-0.24%	19.05%
FINANCIAL	3078.2	3064.7	-0.44%	15.61%
SERVICES	1848.2	1846.1	-0.12%	9.02%
INDUSTRY	7605.7	7617.2	0.15%	37.71%

ASE FREE FLOAT WEIGHTED INDEX ASE20 (2014=1000)

	1613.3	1609.2	-0.25%	19.73%
--	--------	--------	--------	--------

TOTAL RETURN INDEX ASETR (2021=1074)

	2121.6	2116.2	-0.25%	28.92%
--	--------	--------	--------	--------

ASE WEIGHTED INDEX (1991=1000)

	TUESDAY 19/08/2025	WEDNESDAY 20/08/2025	% CHANGE	
			DAY BEFORE	YTD
GENERAL	5984.9	5979.8	-0.08%	29.05%
BANKS	7893.3	7868.5	-0.31%	20.07%
INSURANCE	1683.5	1681.1	-0.14%	22.17%
SERVICES	945.6	941.6	-0.42%	9.02%
INDUSTRY	9721.2	9741.3	0.21%	44.55%

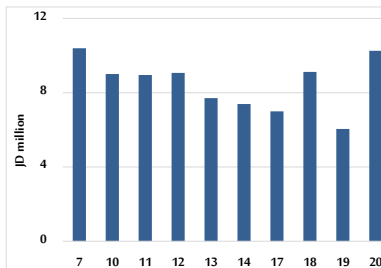
MARKET INDICES WEIGHTED BY FREE FLOAT MARKET CAP. (2012=1000)

	TUESDAY 19/08/2025	WEDNESDAY 20/08/2025	% CHANGE	
			DAY BEFORE	YTD
FIRST MARKET	1668.5	1664.9	-0.22%	19.29%
SECOND MARKET	942.0	934.9	-0.76%	12.29%

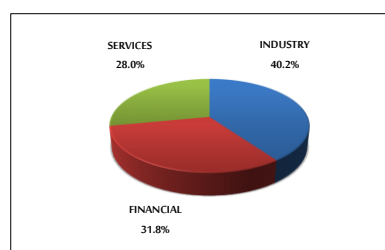
MARKET CAPITALIZATION (JD)

	22,572,564,415	22,552,145,343	-0.09%	27.73%
--	----------------	----------------	--------	--------

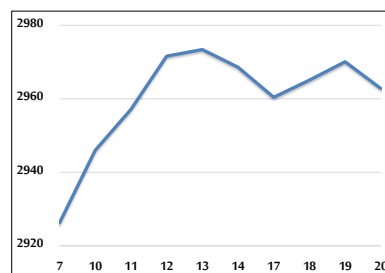
VALUE TRADED FROM 7/8 TO 20/8/2025



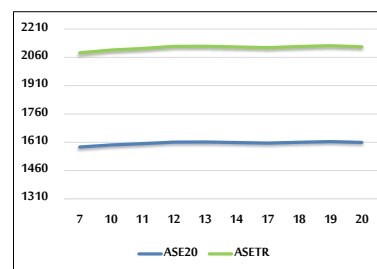
VALUE TRADED BY SECTOR WEDNESDAY 20/8/2025



ASE GENERAL FREE FLOAT WEIGHTED INDEX 7/8 TO 20/8/2025



ASE20 INDEX & ASETR INDEX FROM 7/8 TO 20/8/2025



ASE WEIGHTED INDEX FROM 7/8 TO 20/8/2025

