

Daily Summary for Amman Stock Exchange

VALUE TRADED (JD)

	2024	2025	NET CHANGE	CHANGE (%)
Daily	3,001,995	5,519,016	2,517,021	83.84%
Cumulative (3/8-21/8)	62,176,743	131,485,099	69,308,356	111.47%
Cumulative (2/1-21/8)	776,954,129	1,245,583,799	468,629,670	60.32%

NO. OF SHARES TRADED

	2024	2025	NET CHANGE	CHANGE (%)
Daily	2,390,646	3,030,975	640,329	26.78%
Cumulative (3/8-21/8)	49,046,074	75,144,503	26,098,429	53.21%
Cumulative (2/1-21/8)	559,523,803	622,363,438	62,839,635	11.23%

NO. OF TRANSACTIONS

	2024	2025	NET CHANGE	CHANGE (%)
Daily	1,915	2,607	692	36.14%
Cumulative (3/8-21/8)	31,155	55,288	24,133	77.46%
Cumulative (2/1-21/8)	361,260	413,433	52,173	14.44%

SOME FINANCIAL RATIOS FOR THE ASE (21/8/2025)

SECTOR	P/E	P/BV	DIVIDEND YIELD (%)	TURNOVER (%)
FINANCIAL	8.230	0.876	5.708	0.044
SERVICES	12.890	1.203	5.921	0.064
INDUSTRY	13.734	2.236	5.462	0.045
OVERALL	10.047	1.249	5.876	0.048

ASE GENERAL FREE FLOAT WEIGHTED INDEX ASEGI (1999=1000)

	WEDNESDAY 20/08/2025	THURSDAY 21/08/2025	% CHANGE	
			DAY BEFORE	YTD
GENERAL INDEX ASEGI	2962.8	2967.3	0.15%	19.23%
FINANCIAL	3064.7	3069.9	0.17%	15.80%
SERVICES	1846.1	1847.8	0.09%	9.12%
INDUSTRY	7617.2	7623.6	0.08%	37.83%

ASE FREE FLOAT WEIGHTED INDEX ASE20 (2014=1000)

	2024	2025	NET CHANGE	CHANGE (%)
	1609.2	1610.9	0.11%	19.86%

TOTAL RETURN INDEX ASETR (2021=1074)

	2024	2025	NET CHANGE	CHANGE (%)
	2116.2	2118.5	0.11%	29.06%

ASE WEIGHTED INDEX (1991=1000)

	WEDNESDAY 20/08/2025	THURSDAY 21/08/2025	% CHANGE	
			DAY BEFORE	YTD
GENERAL	5979.8	5986.3	0.11%	29.19%
BANKS	7868.5	7881.7	0.17%	20.27%
INSURANCE	1681.1	1679.2	-0.12%	22.03%
SERVICES	941.6	945.9	0.45%	9.52%
INDUSTRY	9741.3	9740.1	-0.01%	44.53%

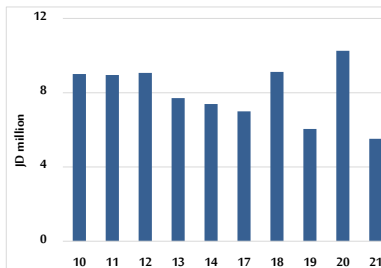
MARKET INDICES WEIGHTED BY FREE FLOAT MARKET CAP. (2012=1000)

	WEDNESDAY 20/08/2025	THURSDAY 21/08/2025	% CHANGE	
			DAY BEFORE	YTD
FIRST MARKET	1664.9	1666.5	0.10%	19.41%
SECOND MARKET	934.9	944.1	0.98%	13.39%

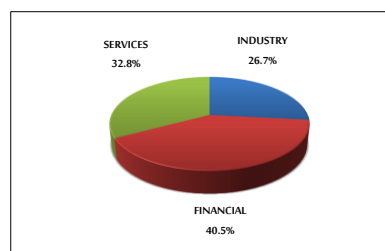
MARKET CAPITALIZATION (JD)

	2024	2025	NET CHANGE	CHANGE (%)
	22,552,145,343	22,574,280,685	0.10%	27.86%

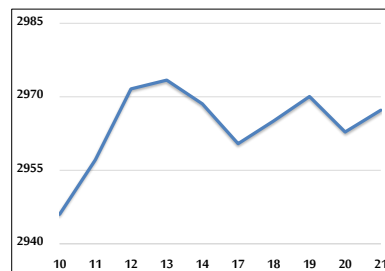
VALUE TRADED FROM 10/8 TO 21/8/2025



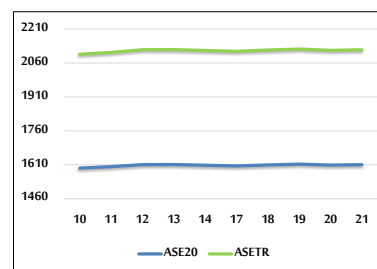
VALUE TRADED BY SECTOR THURSDAY 21/8/2025



ASE GENERAL FREE FLOAT WEIGHTED INDEX 10/8 TO 21/8/2025



ASE20 INDEX & ASETR INDEX FROM 10/8 TO 21/8/2025



ASE WEIGHTED INDEX FROM 10/8 TO 21/8/2025

