

Daily Summary for Amman Stock Exchange

VALUE TRADED (JD)

	2024	2025	NET CHANGE	CHANGE (%)
Daily	3,808,279	8,557,754	4,749,475	124.71%
Cumulative (3/8-24/8)	65,985,022	140,042,853	74,057,831	112.23%
Cumulative (2/1-24/8)	780,762,408	1,254,141,553	473,379,145	60.63%

NO. OF SHARES TRADED

	2024	2025	NET CHANGE	CHANGE (%)
Daily	3,045,595	3,618,952	573,357	18.83%
Cumulative (3/8-24/8)	52,091,669	78,763,455	26,671,786	51.20%
Cumulative (2/1-24/8)	562,569,398	625,982,390	63,412,992	11.27%

NO. OF TRANSACTIONS

	2024	2025	NET CHANGE	CHANGE (%)
Daily	1,591	2,824	1,233	77.50%
Cumulative (3/8-24/8)	32,746	58,112	25,366	77.46%
Cumulative (2/1-24/8)	362,851	416,257	53,406	14.72%

SOME FINANCIAL RATIOS FOR THE ASE (24/8/2025)

SECTOR	P/E	P/BV	DIVIDEND YIELD (%)	TURNOVER (%)
FINANCIAL	8.229	0.876	5.708	0.042
SERVICES	12.916	1.206	5.909	0.126
INDUSTRY	13.783	2.244	5.442	0.033
OVERALL	10.070	1.252	5.862	0.057

ASE GENERAL FREE FLOAT WEIGHTED INDEX ASEGI (1999=1000)

	THURSDAY 21/08/2025	SUNDAY 24/08/2025	% CHANGE	
			DAY BEFORE	YTD
GENERAL INDEX ASEGI	2967.3	2974.3	0.24%	19.51%
FINANCIAL	3069.9	3074.0	0.13%	15.96%
SERVICES	1847.8	1853.4	0.31%	9.46%
INDUSTRY	7623.6	7643.2	0.26%	38.18%

ASE FREE FLOAT WEIGHTED INDEX ASE20 (2014=1000)

	1610.9	1615.3	0.28%	20.19%
--	--------	--------	-------	--------

TOTAL RETURN INDEX ASETR (2021=1074)

	2118.5	2124.3	0.27%	29.41%
--	--------	--------	-------	--------

ASE WEIGHTED INDEX (1991=1000)

	THURSDAY 21/08/2025	SUNDAY 24/08/2025	% CHANGE	
			DAY BEFORE	YTD
GENERAL	5986.3	6000.3	0.23%	29.50%
BANKS	7881.7	7880.3	-0.02%	20.25%
INSURANCE	1679.2	1679.2	0.00%	22.03%
SERVICES	945.9	945.9	0.00%	9.52%
INDUSTRY	9740.1	9791.3	0.53%	45.29%

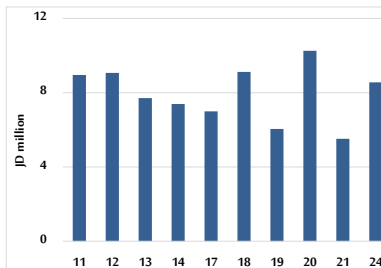
MARKET INDICES WEIGHTED BY FREE FLOAT MARKET CAP. (2012=1000)

	THURSDAY 21/08/2025	SUNDAY 24/08/2025	% CHANGE	
			DAY BEFORE	YTD
FIRST MARKET	1666.5	1670.6	0.24%	19.70%
SECOND MARKET	944.1	946.2	0.22%	13.64%

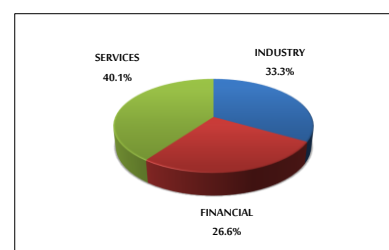
MARKET CAPITALIZATION (JD)

	22,574,280,685	22,612,408,284	0.17%	28.07%
--	----------------	----------------	-------	--------

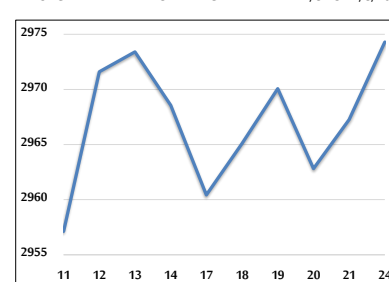
VALUE TRADED FROM 11/8 TO 24/8/2025



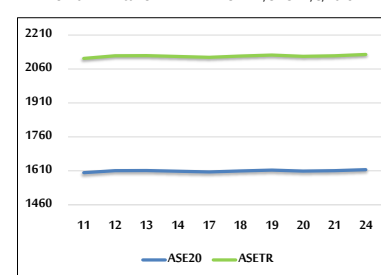
VALUE TRADED BY SECTOR SUNDAY 24/8/2025



ASE GENERAL FREE FLOAT WEIGHTED INDEX 11/8 TO 24/8/2025



ASE20 INDEX & ASETR INDEX FROM 11/8 TO 24/8/2025



ASE WEIGHTED INDEX FROM 11/8 TO 24/8/2025

