

Daily Summary for Amman Stock Exchange

VALUE TRADED (JD)

	2024	2025	NET CHANGE	CHANGE (%)
Daily	2,489,763	5,979,014	3,489,251	140.14%
Cumulative (3/8-25/8)	68,474,785	146,021,867	77,547,082	113.25%
Cumulative (2/1-25/8)	783,252,171	1,260,120,567	476,868,396	60.88%

NO. OF SHARES TRADED

	2024	2025	NET CHANGE	CHANGE (%)
Daily	1,944,828	3,558,074	1,613,246	82.95%
Cumulative (3/8-25/8)	54,036,497	82,321,529	28,285,032	52.34%
Cumulative (2/1-25/8)	564,514,226	629,540,464	65,026,238	11.52%

NO. OF TRANSACTIONS

	2024	2025	NET CHANGE	CHANGE (%)
Daily	1,424	2,538	1,114	78.23%
Cumulative (3/8-25/8)	34,170	60,650	26,480	77.49%
Cumulative (2/1-25/8)	364,275	418,795	54,520	14.97%

SOME FINANCIAL RATIOS FOR THE ASE (25/8/2025)

SECTOR	P/E	P/BV	DIVIDEND YIELD (%)	TURNOVER (%)
FINANCIAL	8.202	0.873	5.728	0.055
SERVICES	12.907	1.205	5.913	0.078
INDUSTRY	13.671	2.226	5.487	0.032
OVERALL	10.016	1.246	5.894	0.056

ASE GENERAL FREE FLOAT WEIGHTED INDEX ASEGI (1999=1000)

	SUNDAY 24/08/2025	MONDAY 25/08/2025	% CHANGE	
			DAY BEFORE	YTD
GENERAL INDEX ASEGI	2974.3	2959.9	-0.49%	18.93%
FINANCIAL	3074.0	3058.5	-0.50%	15.37%
SERVICES	1853.4	1849.7	-0.20%	9.23%
INDUSTRY	7643.2	7593.8	-0.65%	37.29%

ASE FREE FLOAT WEIGHTED INDEX ASE20 (2014=1000)

	1615.3	1606.6	-0.54%	19.54%
--	--------	--------	--------	--------

TOTAL RETURN INDEX ASETR (2021=1074)

	2124.3	2112.9	-0.54%	28.71%
--	--------	--------	--------	--------

ASE WEIGHTED INDEX (1991=1000)

	SUNDAY 24/08/2025	MONDAY 25/08/2025	% CHANGE	
			DAY BEFORE	YTD
GENERAL	6000.3	5967.9	-0.54%	28.80%
BANKS	7880.3	7852.0	-0.36%	19.82%
INSURANCE	1679.2	1681.1	0.12%	22.17%
SERVICES	945.9	943.4	-0.27%	9.23%
INDUSTRY	9791.3	9715.0	-0.78%	44.16%

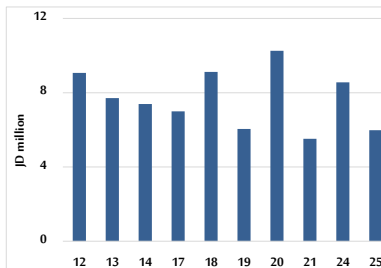
MARKET INDICES WEIGHTED BY FREE FLOAT MARKET CAP. (2012=1000)

	SUNDAY 24/08/2025	MONDAY 25/08/2025	% CHANGE	
			DAY BEFORE	YTD
FIRST MARKET	1670.6	1662.4	-0.49%	19.11%
SECOND MARKET	946.2	942.0	-0.44%	13.14%

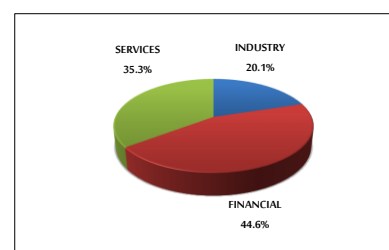
MARKET CAPITALIZATION (JD)

	22,612,408,284	22,499,947,332	-0.50%	27.44%
--	----------------	----------------	--------	--------

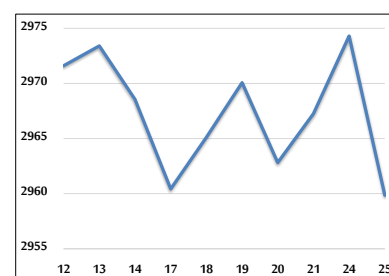
VALUE TRADED FROM 12/8 TO 25/8/2025



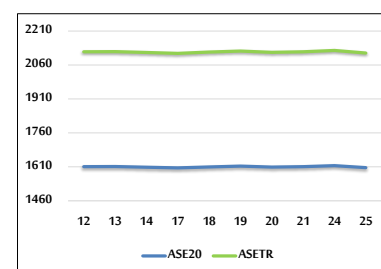
VALUE TRADED BY SECTOR MONDAY 25/8/2025



ASE GENERAL FREE FLOAT WEIGHTED INDEX 12/8 TO 25/8/2025



ASE20 INDEX & ASETR INDEX FROM 12/8 TO 25/8/2025



ASE WEIGHTED INDEX FROM 12/8 TO 25/8/2025

