

Daily Summary for Amman Stock Exchange

VALUE TRADED (JD)

	2024	2025	NET CHANGE	CHANGE (%)
Daily	3,326,243	7,385,893	4,059,650	122.05%
Cumulative (3/8-26/8)	71,801,028	153,407,760	81,606,732	113.66%
Cumulative (2/1-26/8)	786,578,414	1,267,506,460	480,928,046	61.14%

NO. OF SHARES TRADED

	2024	2025	NET CHANGE	CHANGE (%)
Daily	3,692,962	3,896,579	203,617	5.51%
Cumulative (3/8-26/8)	57,729,459	86,218,108	28,488,649	49.35%
Cumulative (2/1-26/8)	568,207,188	633,437,043	65,229,855	11.48%

NO. OF TRANSACTIONS

	2024	2025	NET CHANGE	CHANGE (%)
Daily	2,129	2,648	519	24.38%
Cumulative (3/8-26/8)	36,299	63,298	26,999	74.38%
Cumulative (2/1-26/8)	366,404	421,443	55,039	15.02%

SOME FINANCIAL RATIOS FOR THE ASE (26/8/2025)

SECTOR	P/E	P/BV	DIVIDEND YIELD (%)	TURNOVER (%)
FINANCIAL	8.200	0.873	5.729	0.043
SERVICES	12.923	1.207	5.905	0.148
INDUSTRY	13.648	2.222	5.496	0.031
OVERALL	10.009	1.245	5.898	0.061

ASE GENERAL FREE FLOAT WEIGHTED INDEX ASEGI (1999=1000)

	MONDAY 25/08/2025	TUESDAY 26/08/2025	% CHANGE	
			DAY BEFORE	YTD
GENERAL INDEX ASEGI	2959.9	2959.1	-0.03%	18.90%
FINANCIAL	3058.5	3056.5	-0.06%	15.30%
SERVICES	1849.7	1854.3	0.25%	9.51%
INDUSTRY	7593.8	7584.7	-0.12%	37.12%

ASE FREE FLOAT WEIGHTED INDEX ASE20 (2014=1000)

	2024	2025	% CHANGE	TURNOVER (%)
	1606.6	1605.2	-0.09%	19.43%

TOTAL RETURN INDEX ASETR (2021=1074)

	2024	2025	% CHANGE	TURNOVER (%)
	2112.9	2111.0	-0.09%	28.60%

ASE WEIGHTED INDEX (1991=1000)

	MONDAY 25/08/2025	TUESDAY 26/08/2025	% CHANGE	
			DAY BEFORE	YTD
GENERAL	5967.9	5963.5	-0.07%	28.70%
BANKS	7852.0	7848.1	-0.05%	19.76%
INSURANCE	1681.1	1679.5	-0.10%	22.05%
SERVICES	943.4	946.5	0.33%	9.59%
INDUSTRY	9715.0	9698.0	-0.17%	43.91%

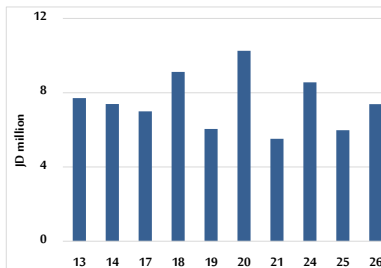
MARKET INDICES WEIGHTED BY FREE FLOAT MARKET CAP. (2012=1000)

	MONDAY 25/08/2025	TUESDAY 26/08/2025	% CHANGE	
			DAY BEFORE	YTD
FIRST MARKET	1662.4	1661.6	-0.05%	19.06%
SECOND MARKET	942.0	949.6	0.80%	14.05%

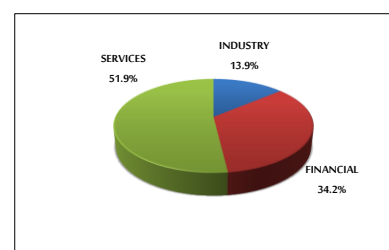
MARKET CAPITALIZATION (JD)

	2024	2025	% CHANGE	TURNOVER (%)
	22,499,947,332	22,485,676,041	-0.06%	27.36%

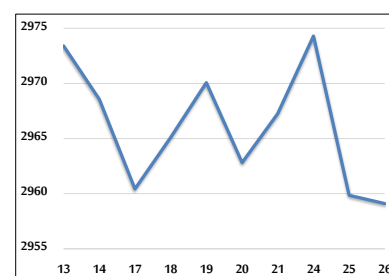
VALUE TRADED FROM 13/8 TO 26/8/2025



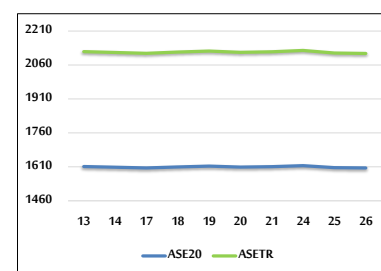
VALUE TRADED BY SECTOR TUESDAY 26/8/2025



ASE GENERAL FREE FLOAT WEIGHTED INDEX 13/8 TO 26/8/2025



ASE20 INDEX & ASETR INDEX FROM 13/8 TO 26/8/2025



ASE WEIGHTED INDEX FROM 13/8 TO 26/8/2025

