

Daily Summary for Amman Stock Exchange

VALUE TRADED (JD)

	2024	2025	NET CHANGE	CHANGE (%)
Daily	3,913,730	8,877,643	4,963,913	126.83%
Cumulative (3/8-27/8)	75,714,758	162,285,403	86,570,645	114.34%
Cumulative (2/1-27/8)	790,492,144	1,276,384,103	485,891,959	61.47%

NO. OF SHARES TRADED

	2024	2025	NET CHANGE	CHANGE (%)
Daily	3,370,887	4,537,403	1,166,516	34.61%
Cumulative (3/8-27/8)	61,100,346	90,755,511	29,655,165	48.54%
Cumulative (2/1-27/8)	571,578,075	637,974,446	66,396,371	11.62%

NO. OF TRANSACTIONS

	2024	2025	NET CHANGE	CHANGE (%)
Daily	2,019	3,159	1,140	56.46%
Cumulative (3/8-27/8)	38,318	66,457	28,139	73.44%
Cumulative (2/1-27/8)	368,423	424,602	56,179	15.25%

SOME FINANCIAL RATIOS FOR THE ASE (27/8/2025)

SECTOR	P/E	P/BV	DIVIDEND YIELD (%)	TURNOVER (%)
FINANCIAL	8.200	0.873	5.729	0.062
SERVICES	12.943	1.208	5.897	0.133
INDUSTRY	13.755	2.240	5.453	0.030
OVERALL	10.048	1.250	5.875	0.071

ASE GENERAL FREE FLOAT WEIGHTED INDEX ASEGI (1999=1000)

	TUESDAY 26/08/2025	WEDNESDAY 27/08/2025	% CHANGE	
			DAY BEFORE	YTD
GENERAL INDEX ASEGI	2959.1	2965.5	0.22%	19.15%
FINANCIAL	3056.5	3060.4	0.13%	15.44%
SERVICES	1854.3	1856.8	0.14%	9.65%
INDUSTRY	7584.7	7620.0	0.46%	37.76%

ASE FREE FLOAT WEIGHTED INDEX ASE20 (2014=1000)

	1605.2	1608.9	0.23%	19.71%
--	--------	--------	-------	--------

TOTAL RETURN INDEX ASETR (2021=1074)

	2111.0	2115.8	0.23%	28.89%
--	--------	--------	-------	--------

ASE WEIGHTED INDEX (1991=1000)

	TUESDAY 26/08/2025	WEDNESDAY 27/08/2025	% CHANGE	
			DAY BEFORE	YTD
GENERAL	5963.5	5987.0	0.39%	29.21%
BANKS	7848.1	7845.6	-0.03%	19.72%
INSURANCE	1679.5	1682.8	0.20%	22.29%
SERVICES	946.5	948.3	0.20%	9.80%
INDUSTRY	9698.0	9780.0	0.85%	45.12%

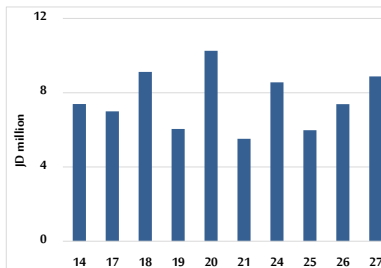
MARKET INDICES WEIGHTED BY FREE FLOAT MARKET CAP. (2012=1000)

	TUESDAY 26/08/2025	WEDNESDAY 27/08/2025	% CHANGE	
			DAY BEFORE	YTD
FIRST MARKET	1661.6	1665.3	0.22%	19.32%
SECOND MARKET	949.6	950.7	0.12%	14.19%

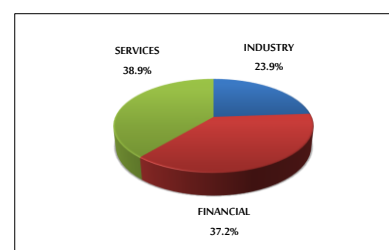
MARKET CAPITALIZATION (JD)

	22,485,676,041	22,562,399,531	0.34%	27.79%
--	----------------	----------------	-------	--------

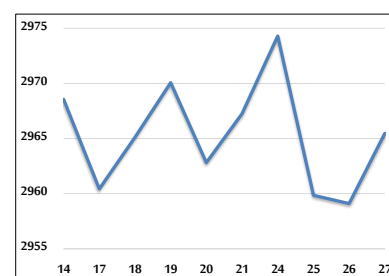
VALUE TRADED FROM 14/8 TO 27/8/2025



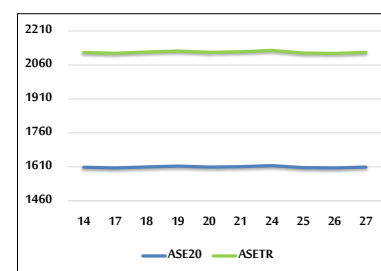
VALUE TRADED BY SECTOR WEDNESDAY 27/8/2025



ASE GENERAL FREE FLOAT WEIGHTED INDEX 14/8 TO 27/8/2025



ASE20 INDEX & ASETR INDEX FROM 14/8 TO 27/8/2025



ASE WEIGHTED INDEX FROM 14/8 TO 27/8/2025

