

Daily Summary for Amman Stock Exchange

VALUE TRADED (JD)

	2024	2025	NET CHANGE	CHANGE (%)
Daily	6,381,210	9,663,341	3,282,131	51.43%
Cumulative (3/8-28/8)	82,095,968	171,948,744	89,852,776	109.45%
Cumulative (2/1-28/8)	796,873,354	1,286,047,444	489,174,090	61.39%

NO. OF SHARES TRADED

	2024	2025	NET CHANGE	CHANGE (%)
Daily	5,136,960	7,431,351	2,294,391	44.66%
Cumulative (3/8-28/8)	66,237,306	98,186,862	31,949,556	48.23%
Cumulative (2/1-28/8)	576,715,035	645,405,797	68,690,762	11.91%

NO. OF TRANSACTIONS

	2024	2025	NET CHANGE	CHANGE (%)
Daily	2,228	3,722	1,494	67.06%
Cumulative (3/8-28/8)	40,546	70,179	29,633	73.08%
Cumulative (2/1-28/8)	370,651	428,324	57,673	15.56%

SOME FINANCIAL RATIOS FOR THE ASE (28/8/2025)

SECTOR	P/E	P/BV	DIVIDEND YIELD (%)	TURNOVER (%)
FINANCIAL	8.223	0.875	5.713	0.116
SERVICES	12.914	1.206	5.910	0.175
INDUSTRY	13.780	2.244	5.443	0.035
OVERALL	10.065	1.252	5.865	0.117

ASE GENERAL FREE FLOAT WEIGHTED INDEX ASEGI (1999=1000)

	WEDNESDAY 27/08/2025	THURSDAY 28/08/2025	% CHANGE	
			DAY BEFORE	YTD
GENERAL INDEX ASEGI	2965.5	2965.7	0.01%	19.16%
FINANCIAL	3060.4	3066.5	0.20%	15.68%
SERVICES	1856.8	1847.5	-0.50%	9.10%
INDUSTRY	7620.0	7644.9	0.33%	38.21%

ASE FREE FLOAT WEIGHTED INDEX ASE20 (2014=1000)

	1608.9	1609.7	0.05%	19.77%
--	--------	--------	-------	--------

TOTAL RETURN INDEX ASETR (2021=1074)

	2115.8	2116.9	0.05%	28.96%
--	--------	--------	-------	--------

ASE WEIGHTED INDEX (1991=1000)

	WEDNESDAY 27/08/2025	THURSDAY 28/08/2025	% CHANGE	
			DAY BEFORE	YTD
GENERAL	5987.0	5996.9	0.16%	29.42%
BANKS	7845.6	7867.1	0.27%	20.05%
INSURANCE	1682.8	1684.4	0.10%	22.41%
SERVICES	948.3	946.9	-0.15%	9.64%
INDUSTRY	9780.0	9791.9	0.12%	45.30%

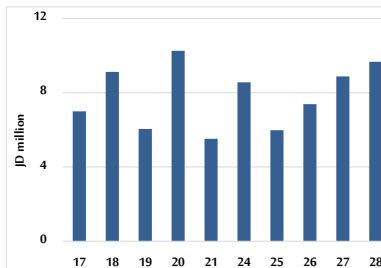
MARKET INDICES WEIGHTED BY FREE FLOAT MARKET CAP. (2012=1000)

	WEDNESDAY 27/08/2025	THURSDAY 28/08/2025	% CHANGE	
			DAY BEFORE	YTD
FIRST MARKET	1665.3	1665.3	0.00%	19.32%
SECOND MARKET	950.7	953.1	0.25%	14.47%

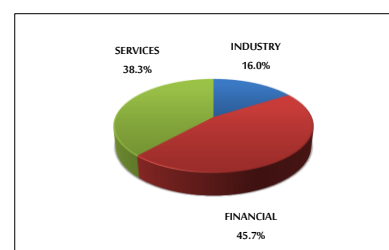
MARKET CAPITALIZATION (JD)

	22,562,399,531	22,606,813,191	0.20%	28.04%
--	----------------	----------------	-------	--------

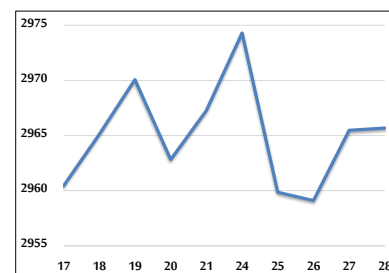
VALUE TRADED FROM 17/8 TO 28/8/2025



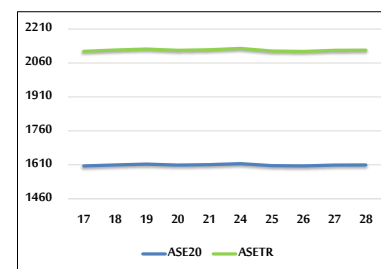
VALUE TRADED BY SECTOR THURSDAY 28/8/2025



ASE GENERAL FREE FLOAT WEIGHTED INDEX 17/8 TO 28/8/2025



ASE20 INDEX & ASETR INDEX FROM 17/8 TO 28/8/2025



ASE WEIGHTED INDEX FROM 17/8 TO 28/8/2025

