

Daily Summary for Amman Stock Exchange

VALUE TRADED (JD)

	2024	2025	NET CHANGE	CHANGE (%)
Daily	2,711,022	7,488,675	4,777,653	176.23%
Cumulative (3/8-31/8)	84,806,990	179,437,419	94,630,429	111.58%
Cumulative (2/1-31/8)	799,584,376	1,293,536,119	493,951,743	61.78%

NO. OF SHARES TRADED

	2024	2025	NET CHANGE	CHANGE (%)
Daily	2,029,165	4,597,126	2,567,961	126.55%
Cumulative (3/8-31/8)	68,266,471	102,783,988	34,517,517	50.56%
Cumulative (2/1-31/8)	578,744,200	650,002,923	71,258,723	12.31%

NO. OF TRANSACTIONS

	2024	2025	NET CHANGE	CHANGE (%)
Daily	1,992	2,916	924	46.39%
Cumulative (3/8-31/8)	42,538	73,095	30,557	71.83%
Cumulative (2/1-31/8)	372,643	431,240	58,597	15.72%

SOME FINANCIAL RATIOS FOR THE ASE (31/8/2025)

SECTOR	P/E	P/BV	DIVIDEND YIELD (%)	TURNOVER (%)
FINANCIAL	8.243	0.877	5.699	0.063
SERVICES	12.931	1.207	5.902	0.110
INDUSTRY	13.783	2.244	5.442	0.066
OVERALL	10.081	1.254	5.856	0.072

ASE GENERAL FREE FLOAT WEIGHTED INDEX ASEGI (1999=1000)

	THURSDAY 28/08/2025	SUNDAY 31/08/2025	% CHANGE	
			DAY BEFORE	YTD
GENERAL INDEX ASEGI	2965.7	2974.4	0.29%	19.51%
FINANCIAL	3066.5	3072.7	0.20%	15.91%
SERVICES	1847.5	1852.4	0.27%	9.40%
INDUSTRY	7644.9	7661.0	0.21%	38.50%

ASE FREE FLOAT WEIGHTED INDEX ASE20 (2014=1000)

	1609.7	1614.4	0.30%	20.12%
--	--------	--------	-------	--------

TOTAL RETURN INDEX ASETR (2021=1074)

	2116.9	2123.2	0.29%	29.34%
--	--------	--------	-------	--------

ASE WEIGHTED INDEX (1991=1000)

	THURSDAY 28/08/2025	SUNDAY 31/08/2025	% CHANGE	
			DAY BEFORE	YTD
GENERAL	5996.9	6006.3	0.16%	29.63%
BANKS	7867.1	7888.3	0.27%	20.37%
INSURANCE	1684.4	1684.7	0.02%	22.43%
SERVICES	946.9	949.2	0.24%	9.90%
INDUSTRY	9791.9	9795.5	0.04%	45.35%

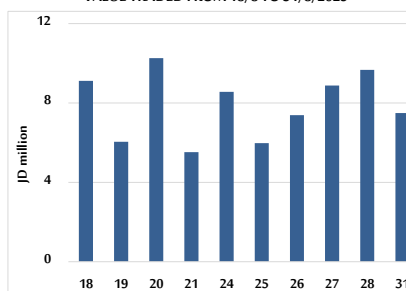
MARKET INDICES WEIGHTED BY FREE FLOAT MARKET CAP. (2012=1000)

	THURSDAY 28/08/2025	SUNDAY 31/08/2025	% CHANGE	
			DAY BEFORE	YTD
FIRST MARKET	1665.3	1670.7	0.32%	19.71%
SECOND MARKET	953.1	951.8	-0.13%	14.32%

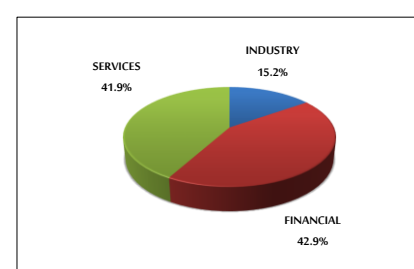
MARKET CAPITALIZATION (JD)

	22,606,813,191	22,636,024,381	0.13%	28.21%
--	----------------	----------------	-------	--------

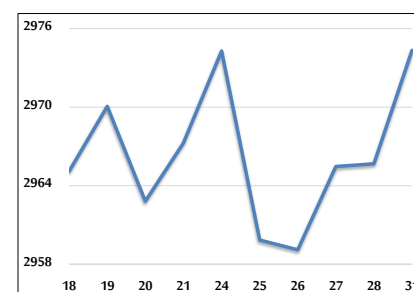
VALUE TRADED FROM 18/8 TO 31/8/2025



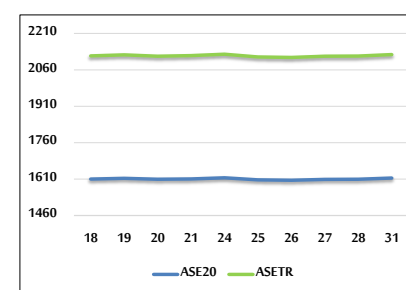
VALUE TRADED BY SECTOR SUNDAY 31/8/2025



ASE GENERAL FREE FLOAT WEIGHTED INDEX 18/8 TO 31/8/2025



ASE20 INDEX & ASETR INDEX FROM 18/8 TO 31/8/2025



ASE WEIGHTED INDEX FROM 18/8 TO 31/8/2025

