

Daily Summary for Amman Stock Exchange

VALUE TRADED (JD)

	2024	2025	NET CHANGE	CHANGE (%)
Daily	2,492,509	8,586,026	6,093,517	244.47%
Cumulative (1/9-1/9)	2,492,509	8,586,026	6,093,517	244.47%
Cumulative (2/1-1/9)	802,076,885	1,302,122,145	500,045,260	62.34%

NO. OF SHARES TRADED

	2024	2025	NET CHANGE	CHANGE (%)
Daily	1,630,466	4,930,016	3,299,550	202.37%
Cumulative (1/9-1/9)	1,630,466	4,930,016	3,299,550	202.37%
Cumulative (2/1-1/9)	580,374,666	654,932,939	74,558,273	12.85%

NO. OF TRANSACTIONS

	2024	2025	NET CHANGE	CHANGE (%)
Daily	1,261	3,824	2,563	203.25%
Cumulative (1/9-1/9)	1,261	3,824	2,563	203.25%
Cumulative (2/1-1/9)	373,904	435,064	61,160	16.36%

SOME FINANCIAL RATIOS FOR THE ASE (1/9/2025)

SECTOR	P/E	P/BV	DIVIDEND YIELD (%)	TURNOVER (%)
FINANCIAL	8.221	0.875	5.714	0.079
SERVICES	12.910	1.205	5.912	0.095
INDUSTRY	13.907	2.264	5.394	0.044
OVERALL	10.103	1.256	5.843	0.078

ASE GENERAL FREE FLOAT WEIGHTED INDEX ASEGI (1999=1000)

	SUNDAY 31/08/2025	MONDAY 01/09/2025	% CHANGE	
			DAY BEFORE	YTD
GENERAL INDEX ASEGI	2974.4	2976.2	0.06%	19.58%
FINANCIAL	3072.7	3069.8	-0.10%	15.80%
SERVICES	1852.4	1849.8	-0.14%	9.24%
INDUSTRY	7661.0	7716.9	0.73%	39.51%

ASE FREE FLOAT WEIGHTED INDEX ASE20 (2014=1000)

	1614.4	1615.1	0.04%	20.17%
--	--------	--------	-------	--------

TOTAL RETURN INDEX ASETR (2021=1074)

	2123.2	2124.1	0.04%	29.40%
--	--------	--------	-------	--------

ASE WEIGHTED INDEX (1991=1000)

	SUNDAY 31/08/2025	MONDAY 01/09/2025	% CHANGE	
			DAY BEFORE	YTD
GENERAL	6006.3	6019.9	0.23%	29.92%
BANKS	7888.3	7860.7	-0.35%	19.95%
INSURANCE	1684.7	1690.6	0.35%	22.86%
SERVICES	949.2	949.5	0.03%	9.94%
INDUSTRY	9795.5	9874.7	0.81%	46.53%

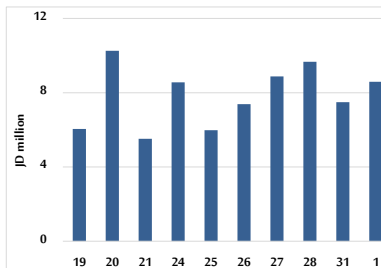
MARKET INDICES WEIGHTED BY FREE FLOAT MARKET CAP. (2012=1000)

	SUNDAY 31/08/2025	MONDAY 01/09/2025	% CHANGE	
			DAY BEFORE	YTD
FIRST MARKET	1670.7	1671.1	0.03%	19.74%
SECOND MARKET	951.8	953.0	0.12%	14.46%

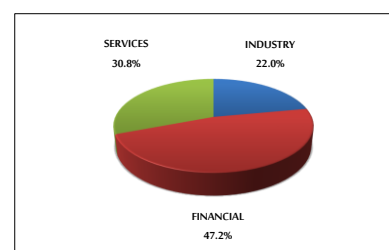
MARKET CAPITALIZATION (JD)

	22,636,024,381	22,688,262,504	0.23%	28.50%
--	----------------	----------------	-------	--------

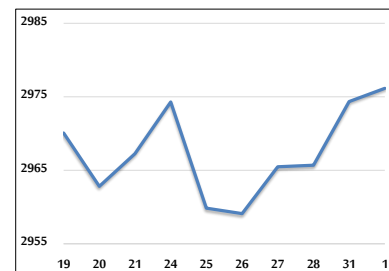
VALUE TRADED FROM 19/8 TO 1/9/2025



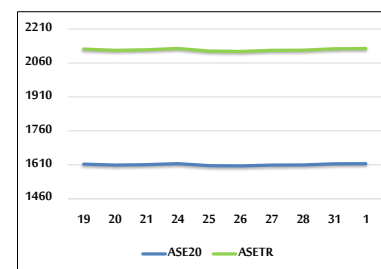
VALUE TRADED BY SECTOR MONDAY 1/9/2025



ASE GENERAL FREE FLOAT WEIGHTED INDEX 19/8 TO 1/9/2025



ASE20 INDEX & ASETR INDEX FROM 19/8 TO 1/9/2025



ASE WEIGHTED INDEX FROM 19/8 TO 1/9/2025

