

Daily Summary for Amman Stock Exchange

VALUE TRADED (JD)

	2024	2025	NET CHANGE	CHANGE (%)
Daily	4,091,000	15,919,627	11,828,627	289.14%
Cumulative (1/9-22/9)	54,910,595	159,664,687	104,754,092	190.77%
Cumulative (2/1-22/9)	854,494,971	1,453,200,806	598,705,835	70.07%

NO. OF SHARES TRADED

	2024	2025	NET CHANGE	CHANGE (%)
Daily	3,297,080	5,280,100	1,983,020	60.14%
Cumulative (1/9-22/9)	47,705,594	76,268,610	28,563,016	59.87%
Cumulative (2/1-22/9)	626,449,794	726,271,533	99,821,739	15.93%

NO. OF TRANSACTIONS

	2024	2025	NET CHANGE	CHANGE (%)
Daily	1,900	4,707	2,807	147.74%
Cumulative (1/9-22/9)	28,801	61,760	32,959	114.44%
Cumulative (2/1-22/9)	401,444	493,000	91,556	22.81%

SOME FINANCIAL RATIOS FOR THE ASE (22/9/2025)

SECTOR	P/E	P/BV	DIVIDEND YIELD (%)	TURNOVER (%)
FINANCIAL	8.330	0.884	5.698	0.073
SERVICES	13.346	1.246	5.718	0.090
INDUSTRY	14.132	2.301	5.308	0.126
OVERALL	10.268	1.277	5.749	0.083

ASE GENERAL FREE FLOAT WEIGHTED INDEX ASEGI (1999=1000)

	SUNDAY 21/09/2025	MONDAY 22/09/2025	% CHANGE	
			DAY BEFORE	YTD
GENERAL INDEX ASEGI	3074.8	3039.2	-1.16%	22.12%
FINANCIAL	3112.7	3101.3	-0.37%	16.99%
SERVICES	1955.8	1940.9	-0.76%	14.62%
INDUSTRY	8094.2	7797.9	-3.66%	40.98%

ASE FREE FLOAT WEIGHTED INDEX ASE20 (2014=1000)

	1672.4	1653.5	-1.13%	23.03%
--	--------	--------	--------	--------

TOTAL RETURN INDEX ASETR (2021=1074)

	2199.4	2174.5	-1.13%	32.47%
--	--------	--------	--------	--------

ASE WEIGHTED INDEX (1991=1000)

	SUNDAY 21/09/2025	MONDAY 22/09/2025	% CHANGE	
			DAY BEFORE	YTD
GENERAL	6237.1	6118.5	-1.90%	32.05%
BANKS	7941.0	7942.1	0.01%	21.19%
INSURANCE	1662.2	1661.4	-0.05%	20.74%
SERVICES	976.4	974.3	-0.22%	12.81%
INDUSTRY	10502.1	10084.1	-3.98%	49.64%

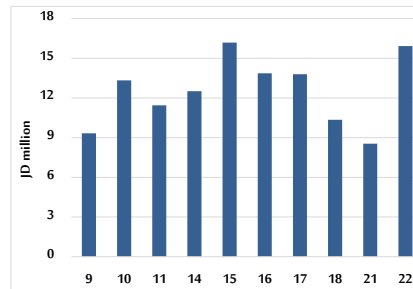
MARKET INDICES WEIGHTED BY FREE FLOAT MARKET CAP. (2012=1000)

	SUNDAY 21/09/2025	MONDAY 22/09/2025	% CHANGE	
			DAY BEFORE	YTD
FIRST MARKET	1729.2	1709.1	-1.16%	22.46%
SECOND MARKET	943.7	938.9	-0.50%	12.77%

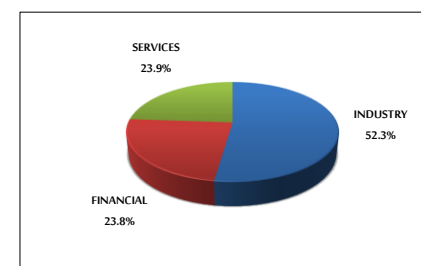
MARKET CAPITALIZATION (JD)

	23,465,326,112	23,047,601,479	-1.78%	30.54%
--	----------------	----------------	--------	--------

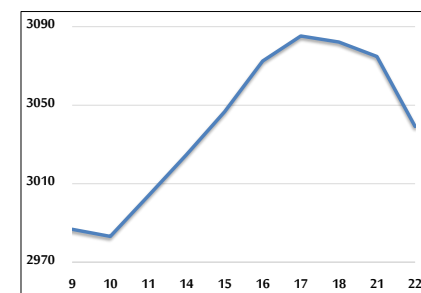
VALUE TRADED FROM 9/9 TO 22/9/2025



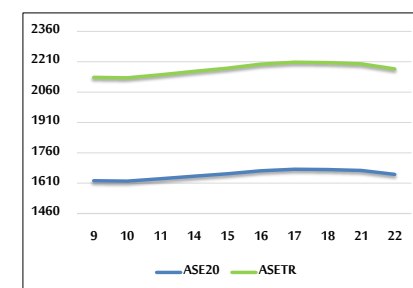
VALUE TRADED BY SECTOR MONDAY 22/9/2025



ASE GENERAL FREE FLOAT WEIGHTED INDEX 9/9 TO 22/9/2025



ASE20 INDEX & ASETR INDEX FROM 9/9 TO 22/9/2025



ASE WEIGHTED INDEX FROM 9/9 TO 22/9/2025

