

Daily Summary for Amman Stock Exchange

VALUE TRADED (JD)

	2024	2025	NET CHANGE	CHANGE (%)
Daily	4,709,938	6,742,835	2,032,897	43.16%
Cumulative (1/9-30/9)	78,161,436	207,265,662	129,104,226	165.18%
Cumulative (2/1-30/9)	877,745,812	1,500,801,781	623,055,969	70.98%

NO. OF SHARES TRADED

	2024	2025	NET CHANGE	CHANGE (%)
Daily	3,533,392	3,346,416	-186,976	-5.29%
Cumulative (1/9-30/9)	69,065,769	94,536,151	25,470,382	36.88%
Cumulative (2/1-30/9)	647,809,969	744,539,074	96,729,105	14.93%

NO. OF TRANSACTIONS

	2024	2025	NET CHANGE	CHANGE (%)
Daily	2,435	2,958	523	21.48%
Cumulative (1/9-30/9)	38,963	80,437	41,474	106.44%
Cumulative (2/1-30/9)	411,606	511,677	100,071	24.31%

SOME FINANCIAL RATIOS FOR THE ASE (30/9/2025)

SECTOR	P/E	P/BV	DIVIDEND YIELD (%)	TURNOVER (%)
FINANCIAL	8.289	0.880	5.726	0.055
SERVICES	13.287	1.241	5.744	0.051
INDUSTRY	14.249	2.320	5.264	0.042
OVERALL	10.266	1.277	5.750	0.052

ASE GENERAL FREE FLOAT WEIGHTED INDEX ASEGI (1999=1000)

	MONDAY 29/09/2025	TUESDAY 30/09/2025	% CHANGE	
			DAY BEFORE	YTD
GENERAL INDEX ASEGI	3048.2	3033.2	-0.49%	21.88%
FINANCIAL	3099.6	3084.8	-0.48%	16.37%
SERVICES	1940.5	1933.8	-0.35%	14.20%
INDUSTRY	7921.3	7885.2	-0.46%	42.56%

ASE FREE FLOAT WEIGHTED INDEX ASE20 (2014=1000)

	1657.0	1648.3	-0.53%	22.64%
--	--------	--------	--------	--------

TOTAL RETURN INDEX ASETR (2021=1074)

	2179.1	2167.7	-0.53%	32.05%
--	--------	--------	--------	--------

ASE WEIGHTED INDEX (1991=1000)

	MONDAY 29/09/2025	TUESDAY 30/09/2025	% CHANGE	
			DAY BEFORE	YTD
GENERAL	6151.6	6117.4	-0.56%	32.02%
BANKS	7930.2	7882.9	-0.60%	20.29%
INSURANCE	1690.3	1696.2	0.34%	23.26%
SERVICES	977.0	972.8	-0.43%	12.63%
INDUSTRY	10209.5	10152.9	-0.55%	50.66%

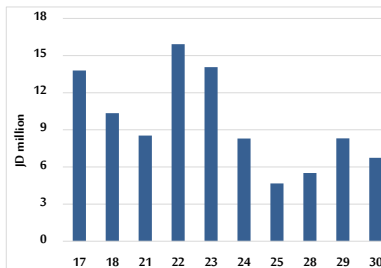
MARKET INDICES WEIGHTED BY FREE FLOAT MARKET CAP. (2012=1000)

	MONDAY 29/09/2025	TUESDAY 30/09/2025	% CHANGE	
			DAY BEFORE	YTD
FIRST MARKET	1714.0	1705.4	-0.50%	22.19%
SECOND MARKET	945.6	944.2	-0.15%	13.41%

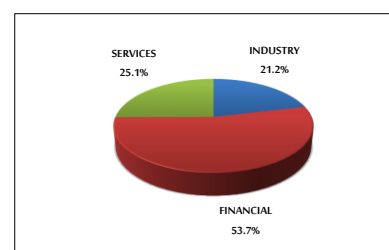
MARKET CAPITALIZATION (JD)

	23,170,102,346	23,058,652,678	-0.48%	30.60%
--	----------------	----------------	--------	--------

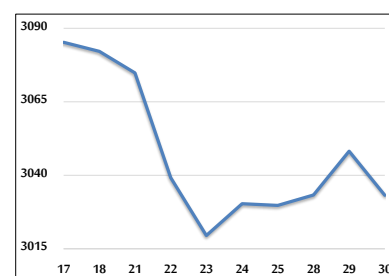
VALUE TRADED FROM 17/9 TO 30/9/2025



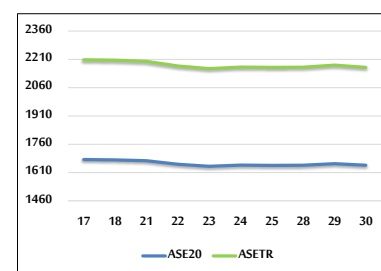
VALUE TRADED BY SECTOR TUESDAY 30/9/2025



ASE GENERAL FREE FLOAT WEIGHTED INDEX 17/9 TO 30/9/2025



ASE20 INDEX & ASETR INDEX FROM 17/9 TO 30/9/2025



ASE WEIGHTED INDEX FROM 17/9 TO 30/9/2025

