

### Daily Summary for Amman Stock Exchange

VALUE TRADED (JD)

	2024	2025	NET CHANGE	CHANGE (%)
Daily	3,565,242	13,785,071	10,219,829	286.65%
Cumulative (2/11-10/11)	30,718,500	71,178,647	40,460,147	131.71%
Cumulative (2/1-10/11)	1,001,048,181	1,846,138,936	845,090,755	84.42%

NO. OF SHARES TRADED

	2024	2025	NET CHANGE	CHANGE (%)
Daily	2,870,362	7,461,626	4,591,264	159.95%
Cumulative (2/11-10/11)	23,616,751	38,027,000	14,410,249	61.02%
Cumulative (2/1-10/11)	741,809,780	910,477,476	168,667,696	22.74%

NO. OF TRANSACTIONS

	2024	2025	NET CHANGE	CHANGE (%)
Daily	2,159	4,790	2,631	121.86%
Cumulative (2/11-10/11)	15,385	26,386	11,001	71.50%
Cumulative (2/1-10/11)	472,633	629,354	156,721	33.16%

SOME FINANCIAL RATIOS FOR THE ASE (10/11/2025)

SECTOR	P/E	P/BV	DIVIDEND YIELD (%)	TURNOVER (%)
FINANCIAL	9.740	1.035	4.855	0.125
SERVICES	13.520	1.295	5.501	0.064
INDUSTRY	14.096	2.467	4.914	0.130
OVERALL	11.216	1.430	5.119	0.115

ASE GENERAL FREE FLOAT WEIGHTED INDEX ASEGI (1999=1000)

	SUNDAY 09/11/2025	MONDAY 10/11/2025	% CHANGE	
			DAY BEFORE	YTD
GENERAL INDEX ASEGI	3367.5	3423.3	1.66%	37.55%
FINANCIAL	3554.8	3632.1	2.17%	37.01%
SERVICES	1994.6	2006.0	0.57%	18.46%
INDUSTRY	8346.9	8402.1	0.66%	51.90%

ASE FREE FLOAT WEIGHTED INDEX ASE20 (2014=1000)

	1846.9	1879.8	1.78%	39.87%
--	--------	--------	-------	--------

TOTAL RETURN INDEX ASETR (2021=1074)

	2428.9	2472.2	1.78%	50.60%
--	--------	--------	-------	--------

ASE WEIGHTED INDEX (1991=1000)

	SUNDAY 09/11/2025	MONDAY 10/11/2025	% CHANGE	
			DAY BEFORE	YTD
GENERAL	6735.6	6841.7	1.58%	47.66%
BANKS	9175.8	9421.0	2.67%	43.76%
INSURANCE	1780.2	1764.8	-0.87%	28.25%
SERVICES	1020.4	1026.7	0.62%	18.88%
INDUSTRY	10724.9	10801.4	0.71%	60.28%

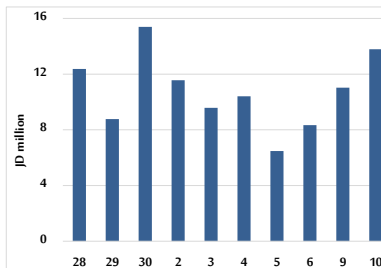
MARKET INDICES WEIGHTED BY FREE FLOAT MARKET CAP. (2012=1000)

	SUNDAY 09/11/2025	MONDAY 10/11/2025	% CHANGE	
			DAY BEFORE	YTD
FIRST MARKET	1903.3	1936.5	1.75%	38.76%
SECOND MARKET	969.7	969.7	0.00%	16.47%

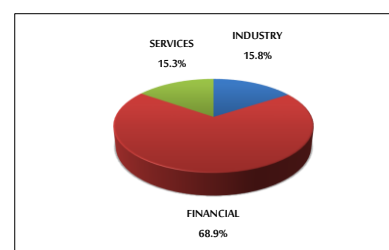
MARKET CAPITALIZATION (JD)

	25,325,951,768	25,704,110,406	1.49%	45.58%
--	----------------	----------------	-------	--------

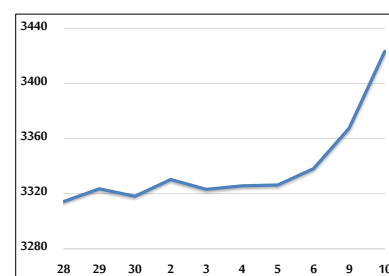
VALUE TRADED FROM 28/10 TO 10/11/2025



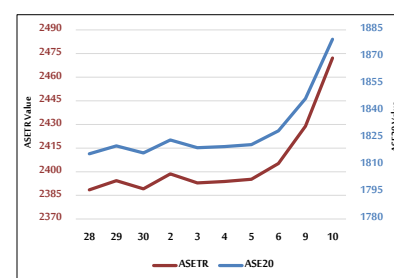
VALUE TRADED BY SECTOR MONDAY 10/11/2025



ASE GENERAL FREE FLOAT WEIGHTED INDEX 28/10 TO 10/11/2025



ASE20 INDEX & ASETR INDEX FROM 28/10 TO 10/11/2025



ASE WEIGHTED INDEX FROM 28/10 TO 10/11/2025

