

Daily Summary for Amman Stock Exchange

VALUE TRADED (JD)

	2025	2026	NET CHANGE	CHANGE (%)
Daily	6,559,831	34,454,399	27,894,568	425.23%
Cumulative (1/3-24/3)	78,954,706	165,901,751	86,947,045	110.12%
Cumulative (4/1-24/3)	333,964,528	562,498,132	228,533,604	68.43%

NO. OF SHARES TRADED

	2025	2026	NET CHANGE	CHANGE (%)
Daily	3,242,714	4,631,619	1,388,905	42.83%
Cumulative (1/3-24/3)	44,896,406	45,586,312	689,906	1.54%
Cumulative (4/1-24/3)	182,332,356	216,955,378	34,623,022	18.99%

NO. OF TRANSACTIONS

	2025	2026	NET CHANGE	CHANGE (%)
Daily	2,046	3,430	1,384	67.64%
Cumulative (1/3-24/3)	26,063	38,613	12,550	48.15%
Cumulative (4/1-24/3)	115,416	175,122	59,706	51.73%

SOME FINANCIAL RATIOS FOR THE ASE (24/3/2026)

SECTOR	P/E	P/BV	DIVIDEND YIELD (%)	TURNOVER (%)
FINANCIAL	9.284	0.935	4.526	0.050
SERVICES	13.993	1.440	4.845	0.093
INDUSTRY	15.608	2.929	4.108	0.148
OVERALL	11.656	1.461	4.475	0.072

ASE GENERAL FREE FLOAT WEIGHTED INDEX ASEGI (1999=1000)

	THURSDAY 19/03/2026	TUESDAY 24/03/2026	% CHANGE	
			DAY BEFORE	YTD
GENERAL INDEX ASEGI	3692.1	3672.2	-0.54%	1.68%
FINANCIAL	3683.0	3654.1	-0.78%	-3.22%
SERVICES	2337.6	2312.7	-1.06%	6.46%
INDUSTRY	9731.7	9841.2	1.13%	10.91%

ASE FREE FLOAT WEIGHTED INDEX ASE20 (2014=1000)

	2025.8	2012.7	-0.65%	1.72%
--	--------	--------	--------	-------

TOTAL RETURN INDEX ASETR (2021=1074)

	2677.3	2660.0	-0.65%	2.22%
--	--------	--------	--------	-------

ASE WEIGHTED INDEX (1991=1000)

	THURSDAY 19/03/2026	TUESDAY 24/03/2026	% CHANGE	
			DAY BEFORE	YTD
GENERAL	7455.7	7478.2	0.30%	5.98%
BANKS	9405.2	9335.6	-0.74%	-1.14%
INSURANCE	1844.7	1849.4	0.26%	3.71%
SERVICES	1121.9	1120.2	-0.15%	2.98%
INDUSTRY	12789.5	12956.6	1.31%	13.62%

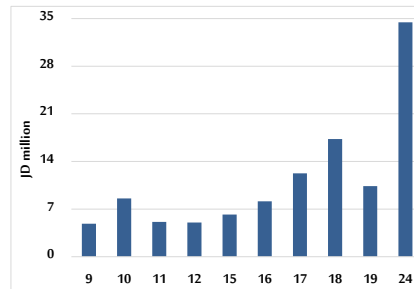
MARKET INDICES WEIGHTED BY FREE FLOAT MARKET CAP. (2012=1000)

	THURSDAY 19/03/2026	TUESDAY 24/03/2026	% CHANGE	
			DAY BEFORE	YTD
FIRST MARKET	2095.7	2083.4	-0.59%	2.14%
SECOND MARKET	964.1	961.4	-0.28%	-5.97%

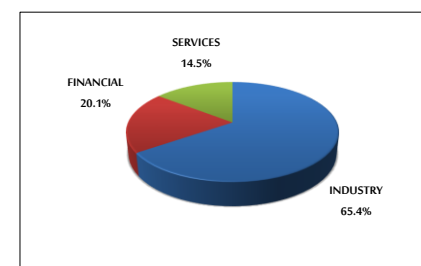
MARKET CAPITALIZATION (JD)

	27,887,522,752	27,968,130,444	0.29%	5.57%
--	----------------	----------------	-------	-------

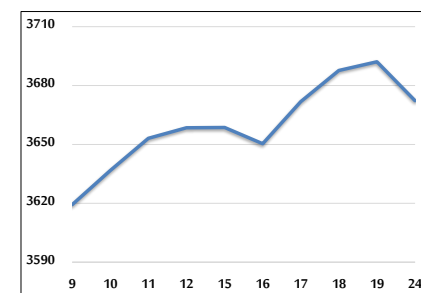
VALUE TRADED FROM 9/3 TO 24/3/2026



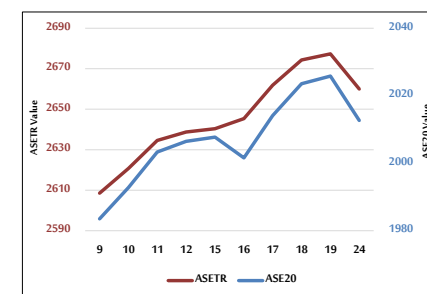
VALUE TRADED BY SECTOR TUESDAY 24/3/2026



ASE GENERAL FREE FLOAT WEIGHTED INDEX 9/3 TO 24/3/2026



ASE20 INDEX & ASETR INDEX FROM 9/3 TO 24/3/2026



ASE WEIGHTED INDEX FROM 9/3 TO 24/3/2026

