

Daily Summary for Amman Stock Exchange

VALUE TRADED (JD)

	2025	2026	NET CHANGE	CHANGE (%)
Daily	5,253,847	23,127,698	17,873,851	340.21%
Cumulative (1/4-1/4)	5,253,847	23,127,698	17,873,851	340.21%
Cumulative (4/1-1/4)	370,499,145	672,903,510	302,404,365	81.62%

NO. OF SHARES TRADED

	2025	2026	NET CHANGE	CHANGE (%)
Daily	2,209,787	3,693,907	1,484,120	67.16%
Cumulative (1/4-1/4)	2,209,787	3,693,907	1,484,120	67.16%
Cumulative (4/1-1/4)	198,119,686	238,694,200	40,574,514	20.48%

NO. OF TRANSACTIONS

	2025	2026	NET CHANGE	CHANGE (%)
Daily	1,535	3,434	1,899	123.71%
Cumulative (1/4-1/4)	1,535	3,434	1,899	123.71%
Cumulative (4/1-1/4)	126,686	195,145	68,459	54.04%

SOME FINANCIAL RATIOS FOR THE ASE (1/4/2026)

SECTOR	P/E	P/BV	DIVIDEND YIELD (%)	TURNOVER (%)
FINANCIAL	9.002	0.912	4.658	0.041
SERVICES	13.932	1.377	4.454	0.055
INDUSTRY	16.198	2.779	4.169	0.138
OVERALL	11.574	1.430	4.521	0.057

ASE GENERAL FREE FLOAT WEIGHTED INDEX ASEGI (1999=1000)

	TUESDAY 31/03/2026	WEDNESDAY 01/04/2026	% CHANGE	
			DAY BEFORE	YTD
GENERAL INDEX ASEGI	3641.3	3643.4	0.06%	0.88%
FINANCIAL	3583.9	3589.0	0.14%	-4.94%
SERVICES	2305.6	2311.5	0.26%	6.41%
INDUSTRY	10007.8	9945.7	-0.62%	12.09%

ASE FREE FLOAT WEIGHTED INDEX ASE20 (2014=1000)

	1994.5	1996.6	0.11%	0.91%
--	--------	--------	-------	-------

TOTAL RETURN INDEX ASETR (2021=1074)

	2658.1	2662.4	0.16%	2.32%
--	--------	--------	-------	-------

ASE WEIGHTED INDEX (1991=1000)

	TUESDAY 31/03/2026	WEDNESDAY 01/04/2026	% CHANGE	
			DAY BEFORE	YTD
GENERAL	7433.8	7419.0	-0.20%	5.14%
BANKS	8991.6	9038.2	0.52%	-4.29%
INSURANCE	1834.1	1812.1	-1.20%	1.62%
SERVICES	1110.3	1104.5	-0.52%	1.54%
INDUSTRY	13227.3	13136.2	-0.69%	15.20%

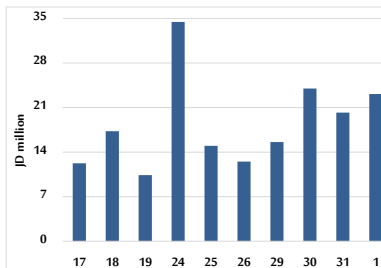
MARKET INDICES WEIGHTED BY FREE FLOAT MARKET CAP. (2012=1000)

	TUESDAY 31/03/2026	WEDNESDAY 01/04/2026	% CHANGE	
			DAY BEFORE	YTD
FIRST MARKET	2065.6	2066.9	0.06%	1.33%
SECOND MARKET	945.3	943.4	-0.20%	-7.72%

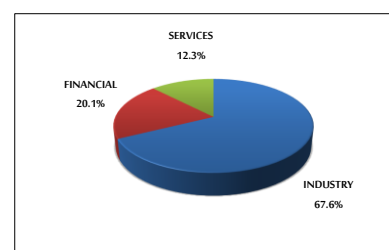
MARKET CAPITALIZATION (JD)

	27,793,425,062	27,753,933,533	-0.14%	4.76%
--	----------------	----------------	--------	-------

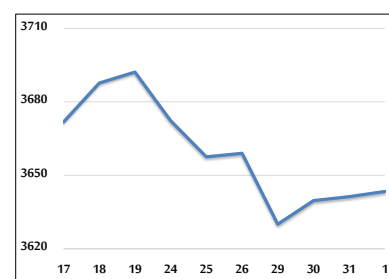
VALUE TRADED FROM 17/3 TO 1/4/2026



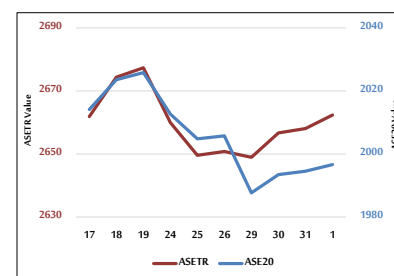
VALUE TRADED BY SECTOR WEDNESDAY 1/4/2026



ASE GENERAL FREE FLOAT WEIGHTED INDEX 17/3 TO 1/4/2026



ASE20 INDEX & ASETR INDEX FROM 17/3 TO 1/4/2026



ASE WEIGHTED INDEX FROM 17/3 TO 1/4/2026

