

Daily Summary for Amman Stock Exchange

VALUE TRADED (JD)

	2025	2026	NET CHANGE	CHANGE (%)
Daily	8,876,892	12,666,702	3,789,810	42.69%
Cumulative (1/4-2/4)	14,130,739	35,794,400	21,663,661	153.31%
Cumulative (4/1-2/4)	379,376,037	685,570,212	306,194,175	80.71%

NO. OF SHARES TRADED

	2025	2026	NET CHANGE	CHANGE (%)
Daily	3,437,200	3,191,270	-245,930	-7.15%
Cumulative (1/4-2/4)	5,646,987	6,885,177	1,238,190	21.93%
Cumulative (4/1-2/4)	201,556,886	241,885,470	40,328,584	20.01%

NO. OF TRANSACTIONS

	2025	2026	NET CHANGE	CHANGE (%)
Daily	2,805	2,980	175	6.24%
Cumulative (1/4-2/4)	4,340	6,414	2,074	47.79%
Cumulative (4/1-2/4)	129,491	198,125	68,634	53.00%

SOME FINANCIAL RATIOS FOR THE ASE (2/4/2026)

SECTOR	P/E	P/BV	DIVIDEND YIELD (%)	TURNOVER (%)
FINANCIAL	8.978	0.909	4.743	0.040
SERVICES	13.863	1.374	4.472	0.061
INDUSTRY	15.956	2.779	4.181	0.081
OVERALL	11.541	1.426	4.566	0.050

ASE GENERAL FREE FLOAT WEIGHTED INDEX ASEGI (1999=1000)

	WEDNESDAY 01/04/2026	THURSDAY 02/04/2026	% CHANGE	
			DAY BEFORE	YTD
GENERAL INDEX ASEGI	3643.4	3637.5	-0.16%	0.72%
FINANCIAL	3589.0	3587.9	-0.03%	-4.97%
SERVICES	2311.5	2300.9	-0.46%	5.92%
INDUSTRY	9945.7	9931.9	-0.14%	11.94%

ASE FREE FLOAT WEIGHTED INDEX ASE20 (2014=1000)

	1996.6	1993.1	-0.17%	0.73%
--	--------	--------	--------	-------

TOTAL RETURN INDEX ASETR (2021=1074)

	2662.4	2657.7	-0.17%	2.14%
--	--------	--------	--------	-------

ASE WEIGHTED INDEX (1991=1000)

	WEDNESDAY 01/04/2026	THURSDAY 02/04/2026	% CHANGE	
			DAY BEFORE	YTD
GENERAL	7419.0	7397.7	-0.29%	4.84%
BANKS	9038.2	9010.5	-0.31%	-4.59%
INSURANCE	1812.1	1801.8	-0.57%	1.04%
SERVICES	1104.5	1102.4	-0.19%	1.34%
INDUSTRY	13136.2	13100.1	-0.28%	14.88%

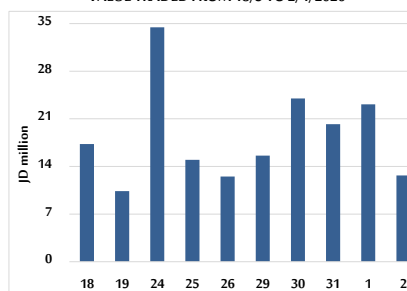
MARKET INDICES WEIGHTED BY FREE FLOAT MARKET CAP. (2012=1000)

	WEDNESDAY 01/04/2026	THURSDAY 02/04/2026	% CHANGE	
			DAY BEFORE	YTD
FIRST MARKET	2066.9	2063.3	-0.18%	1.15%
SECOND MARKET	943.4	945.9	0.26%	-7.48%

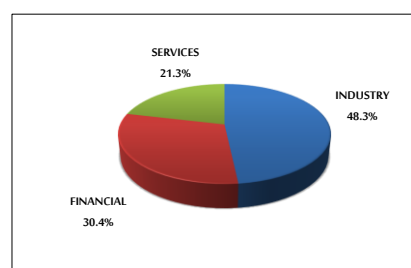
MARKET CAPITALIZATION (JD)

	27,753,933,533	27,674,017,014	-0.29%	4.46%
--	----------------	----------------	--------	-------

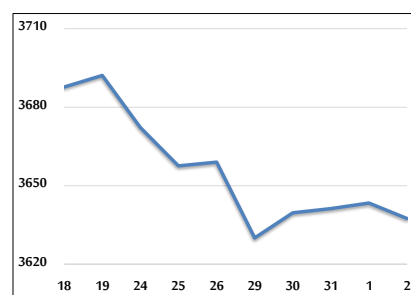
VALUE TRADED FROM 18/3 TO 2/4/2026



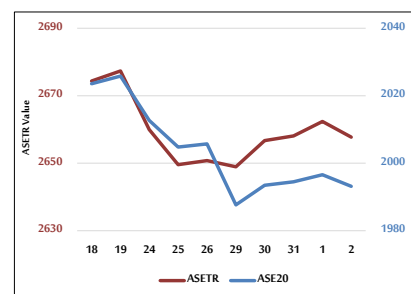
VALUE TRADED BY SECTOR THURSDAY 2/4/2026



ASE GENERAL FREE FLOAT WEIGHTED INDEX 18/3 TO 2/4/2026



ASE20 INDEX & ASETR INDEX FROM 18/3 TO 2/4/2026



ASE WEIGHTED INDEX FROM 18/3 TO 2/4/2026

