

Daily Summary for Amman Stock Exchange

VALUE TRADED (JD)

	2025	2026	NET CHANGE	CHANGE (%)
Daily	7,528,381	17,745,591	10,217,210	135.72%
Cumulative (1/4-29/4)	139,424,780	345,370,536	205,945,756	147.71%
Cumulative (4/1-29/4)	504,670,078	995,146,348	490,476,270	97.19%

NO. OF SHARES TRADED

	2025	2026	NET CHANGE	CHANGE (%)
Daily	4,155,069	7,702,780	3,547,711	85.38%
Cumulative (1/4-29/4)	69,723,239	101,803,995	32,080,756	46.01%
Cumulative (4/1-29/4)	265,633,138	336,804,288	71,171,150	26.79%

NO. OF TRANSACTIONS

	2025	2026	NET CHANGE	CHANGE (%)
Daily	2,893	5,524	2,631	90.94%
Cumulative (1/4-29/4)	43,566	85,751	42,185	96.83%
Cumulative (4/1-29/4)	168,717	277,462	108,745	64.45%

SOME FINANCIAL RATIOS FOR THE ASE (29/4/2026)

SECTOR	P/E	P/BV	DIVIDEND YIELD (%)	TURNOVER (%)
FINANCIAL	9.516	0.964	5.060	0.065
SERVICES	15.678	1.553	4.593	0.062
INDUSTRY	16.531	2.879	4.805	0.458
OVERALL	12.227	1.511	5.014	0.119

ASE GENERAL FREE FLOAT WEIGHTED INDEX ASEGI (1999=1000)

	TUESDAY 28/04/2026	WEDNESDAY 29/04/2026	% CHANGE	
			DAY BEFORE	YTD
GENERAL INDEX ASEGI	3906.4	3932.4	0.66%	8.88%
FINANCIAL	3742.0	3792.3	1.34%	0.44%
SERVICES	2660.2	2641.0	-0.72%	21.58%
INDUSTRY	10330.4	10389.6	0.57%	17.09%

ASE FREE FLOAT WEIGHTED INDEX ASE20 (2014=1000)

	2143.8	2156.4	0.58%	8.98%
--	--------	--------	-------	-------

TOTAL RETURN INDEX ASETR (2021=1074)

	2938.2	2956.9	0.64%	13.63%
--	--------	--------	-------	--------

ASE WEIGHTED INDEX (1991=1000)

	TUESDAY 28/04/2026	WEDNESDAY 29/04/2026	% CHANGE	
			DAY BEFORE	YTD
GENERAL	7804.0	7837.7	0.43%	11.08%
BANKS	9463.5	9561.9	1.04%	1.25%
INSURANCE	1878.4	1906.5	1.50%	6.91%
SERVICES	1224.2	1219.1	-0.42%	12.07%
INDUSTRY	13721.8	13733.1	0.08%	20.43%

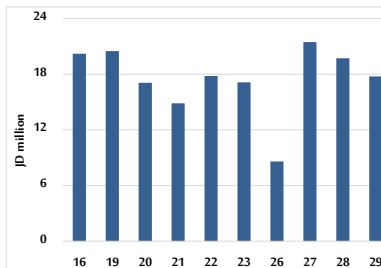
MARKET INDICES WEIGHTED BY FREE FLOAT MARKET CAP. (2012=1000)

	TUESDAY 28/04/2026	WEDNESDAY 29/04/2026	% CHANGE	
			DAY BEFORE	YTD
FIRST MARKET	2215.1	2229.5	0.65%	9.30%
SECOND MARKET	1004.1	1008.6	0.45%	-1.35%

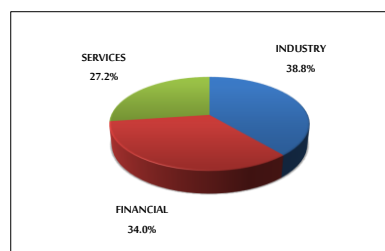
MARKET CAPITALIZATION (JD)

	29,184,693,723	29,308,843,923	0.43%	10.63%
--	----------------	----------------	-------	--------

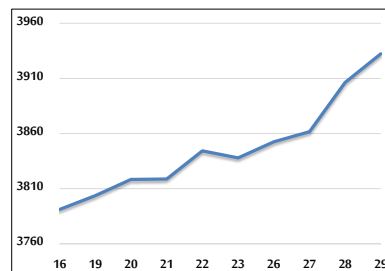
VALUE TRADED FROM 16/4 TO 29/4/2026



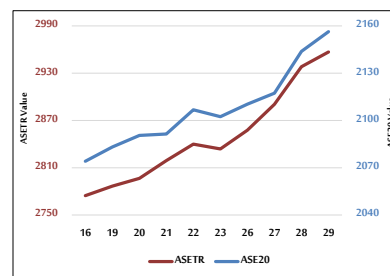
VALUE TRADED BY SECTOR WEDNESDAY 29/4/2026



ASE GENERAL FREE FLOAT WEIGHTED INDEX 16/4 TO 29/4/2026



ASE20 INDEX & ASETR INDEX FROM 16/4 TO 29/4/2026



ASE WEIGHTED INDEX FROM 16/4 TO 29/4/2026

