

Daily Summary for Amman Stock Exchange

VALUE TRADED (JD)

	2025	2026	NET CHANGE	CHANGE (%)
Daily	8,944,917	23,891,541	14,946,624	167.10%
Cumulative (3/5-18/5)	119,335,989	175,084,559	55,748,570	46.72%
Cumulative (4/1-18/5)	624,006,067	1,170,230,907	546,224,840	87.54%

NO. OF SHARES TRADED

	2025	2026	NET CHANGE	CHANGE (%)
Daily	4,208,289	6,706,515	2,498,226	59.36%
Cumulative (3/5-18/5)	60,079,579	77,847,613	17,768,034	29.57%
Cumulative (4/1-18/5)	325,712,717	414,651,901	88,939,184	27.31%

NO. OF TRANSACTIONS

	2025	2026	NET CHANGE	CHANGE (%)
Daily	3,076	5,642	2,566	83.42%
Cumulative (3/5-18/5)	38,443	55,182	16,739	43.54%
Cumulative (4/1-18/5)	207,160	332,644	125,484	60.57%

SOME FINANCIAL RATIOS FOR THE ASE (18/5/2026)

SECTOR	P/E	P/BV	DIVIDEND YIELD (%)	TURNOVER (%)
FINANCIAL	9.676	0.991	4.929	0.092
SERVICES	13.550	1.541	4.629	0.073
INDUSTRY	16.064	2.862	4.851	0.208
OVERALL	12.000	1.520	4.983	0.104

ASE GENERAL FREE FLOAT WEIGHTED INDEX ASEGI (1999=1000)

	SUNDAY 17/05/2026	MONDAY 18/05/2026	% CHANGE	
			DAY BEFORE	YTD
GENERAL INDEX ASEGI	3935.9	3983.8	1.22%	10.30%
FINANCIAL	3772.5	3820.1	1.26%	1.18%
SERVICES	2705.3	2742.5	1.38%	26.25%
INDUSTRY	10296.3	10340.2	0.43%	16.54%

ASE FREE FLOAT WEIGHTED INDEX ASE20 (2014=1000)

	2147.9	2173.1	1.18%	9.83%
--	--------	--------	-------	-------

TOTAL RETURN INDEX ASETR (2021=1074)

	2971.7	3006.6	1.18%	15.54%
--	--------	--------	-------	--------

ASE WEIGHTED INDEX (1991=1000)

	SUNDAY 17/05/2026	MONDAY 18/05/2026	% CHANGE	
			DAY BEFORE	YTD
GENERAL	7782.4	7885.7	1.33%	11.76%
BANKS	9583.5	9821.4	2.48%	4.00%
INSURANCE	1927.3	1938.5	0.58%	8.70%
SERVICES	1163.8	1162.6	-0.11%	6.88%
INDUSTRY	13633.2	13722.3	0.65%	20.34%

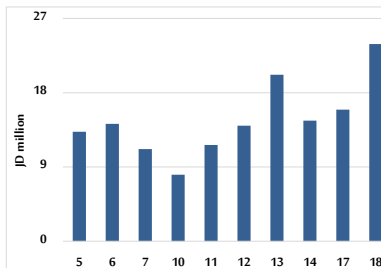
MARKET INDICES WEIGHTED BY FREE FLOAT MARKET CAP. (2012=1000)

	SUNDAY 17/05/2026	MONDAY 18/05/2026	% CHANGE	
			DAY BEFORE	YTD
FIRST MARKET	2224.7	2251.0	1.19%	10.36%
SECOND MARKET	1037.0	1046.5	0.91%	2.36%

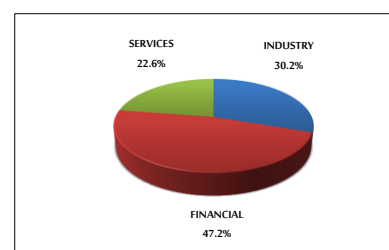
MARKET CAPITALIZATION (JD)

	29,117,091,607	29,484,113,327	1.26%	11.29%
--	----------------	----------------	-------	--------

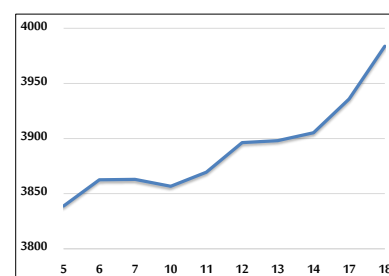
VALUE TRADED FROM 5/5 TO 18/5/2026



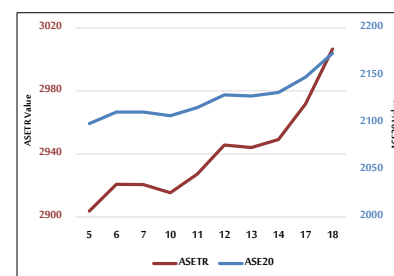
VALUE TRADED BY SECTOR MONDAY 18/5/2026



ASE GENERAL FREE FLOAT WEIGHTED INDEX 5/5 TO 18/5/2026



ASE20 INDEX & ASETR INDEX FROM 5/5 TO 18/5/2026



ASE WEIGHTED INDEX FROM 5/5 TO 18/5/2026

