

Daily Summary for Amman Stock Exchange

VALUE TRADED (JD)

	2025	2026	NET CHANGE	CHANGE (%)
Daily	6,008,914	21,376,783	15,367,869	255.75%
Cumulative (3/5-19/5)	125,344,903	196,461,342	71,116,439	56.74%
Cumulative (4/1-19/5)	630,014,981	1,191,607,690	561,592,709	89.14%

NO. OF SHARES TRADED

	2025	2026	NET CHANGE	CHANGE (%)
Daily	3,152,105	7,379,515	4,227,410	134.11%
Cumulative (3/5-19/5)	63,231,684	85,227,128	21,995,444	34.79%
Cumulative (4/1-19/5)	328,864,822	422,031,416	93,166,594	28.33%

NO. OF TRANSACTIONS

	2025	2026	NET CHANGE	CHANGE (%)
Daily	2,888	5,438	2,550	88.30%
Cumulative (3/5-19/5)	41,331	60,620	19,289	46.67%
Cumulative (4/1-19/5)	210,048	338,082	128,034	60.95%

SOME FINANCIAL RATIOS FOR THE ASE (19/5/2026)

SECTOR	P/E	P/BV	DIVIDEND YIELD (%)	TURNOVER (%)
FINANCIAL	9.682	0.992	4.926	0.113
SERVICES	13.472	1.532	4.655	0.109
INDUSTRY	16.029	2.855	4.862	0.133
OVERALL	11.983	1.518	4.990	0.115

ASE GENERAL FREE FLOAT WEIGHTED INDEX ASEGI (1999=1000)

	MONDAY 18/05/2026	TUESDAY 19/05/2026	% CHANGE	
			DAY BEFORE	YTD
GENERAL INDEX ASEGI	3983.8	3974.7	-0.23%	10.05%
FINANCIAL	3820.1	3815.5	-0.12%	1.06%
SERVICES	2742.5	2729.8	-0.46%	25.66%
INDUSTRY	10340.2	10318.1	-0.21%	16.29%

ASE FREE FLOAT WEIGHTED INDEX ASE20 (2014=1000)

	2173.1	2167.8	-0.25%	9.56%
--	--------	--------	--------	-------

TOTAL RETURN INDEX ASETR (2021=1074)

	3006.6	2999.3	-0.25%	15.26%
--	--------	--------	--------	--------

ASE WEIGHTED INDEX (1991=1000)

	MONDAY 18/05/2026	TUESDAY 19/05/2026	% CHANGE	
			DAY BEFORE	YTD
GENERAL	7885.7	7874.6	-0.14%	11.60%
BANKS	9821.4	9831.7	0.10%	4.11%
INSURANCE	1938.5	1942.6	0.21%	8.94%
SERVICES	1162.6	1156.7	-0.51%	6.34%
INDUSTRY	13722.3	13684.4	-0.28%	20.01%

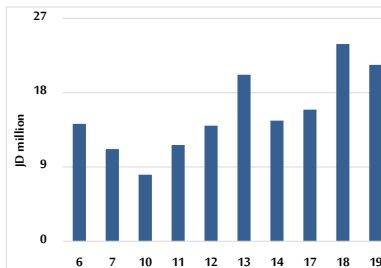
MARKET INDICES WEIGHTED BY FREE FLOAT MARKET CAP. (2012=1000)

	MONDAY 18/05/2026	TUESDAY 19/05/2026	% CHANGE	
			DAY BEFORE	YTD
FIRST MARKET	2251.0	2245.8	-0.23%	10.10%
SECOND MARKET	1046.5	1044.4	-0.20%	2.15%

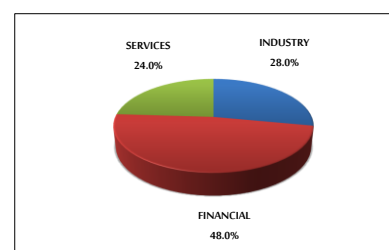
MARKET CAPITALIZATION (JD)

	29,484,113,327	29,443,564,490	-0.14%	11.14%
--	----------------	----------------	--------	--------

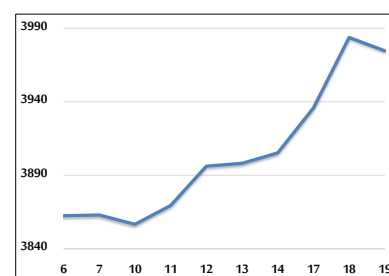
VALUE TRADED FROM 6/5 TO 19/5/2026



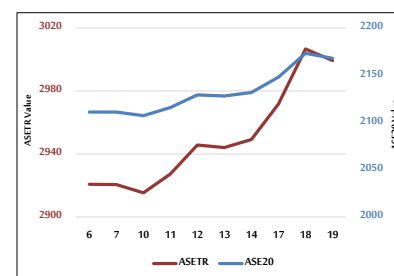
VALUE TRADED BY SECTOR TUESDAY 19/5/2026



ASE GENERAL FREE FLOAT WEIGHTED INDEX 6/5 TO 19/5/2026



ASE20 INDEX & ASETR INDEX FROM 6/5 TO 19/5/2026



ASE WEIGHTED INDEX FROM 6/5 TO 19/5/2026

