

Daily Summary for Amman Stock Exchange

VALUE TRADED (JD)

	2025	2026	NET CHANGE	CHANGE (%)
Daily	7,037,166	17,964,343	10,927,177	155.28%
Cumulative (3/5-20/5)	132,382,069	214,425,685	82,043,616	61.97%
Cumulative (4/1-20/5)	637,052,147	1,209,572,033	572,519,886	89.87%

NO. OF SHARES TRADED

	2025	2026	NET CHANGE	CHANGE (%)
Daily	4,272,470	5,072,219	799,749	18.72%
Cumulative (3/5-20/5)	67,504,154	90,299,347	22,795,193	33.77%
Cumulative (4/1-20/5)	333,137,292	427,103,635	93,966,343	28.21%

NO. OF TRANSACTIONS

	2025	2026	NET CHANGE	CHANGE (%)
Daily	3,338	4,568	1,230	36.85%
Cumulative (3/5-20/5)	44,669	65,188	20,519	45.94%
Cumulative (4/1-20/5)	213,386	342,650	129,264	60.58%

SOME FINANCIAL RATIOS FOR THE ASE (20/5/2026)

SECTOR	P/E	P/BV	DIVIDEND YIELD (%)	TURNOVER (%)
FINANCIAL	9.619	0.985	4.958	0.047
SERVICES	13.464	1.531	4.659	0.074
INDUSTRY	16.155	2.878	4.824	0.245
OVERALL	11.990	1.518	4.988	0.079

ASE GENERAL FREE FLOAT WEIGHTED INDEX ASEGI (1999=1000)

	TUESDAY 19/05/2026	WEDNESDAY 20/05/2026	% CHANGE	
			DAY BEFORE	YTD
GENERAL INDEX ASEGI	3974.7	3978.3	0.09%	10.15%
FINANCIAL	3815.5	3810.6	-0.13%	0.93%
SERVICES	2729.8	2731.8	0.07%	25.75%
INDUSTRY	10318.1	10406.0	0.85%	17.28%

ASE FREE FLOAT WEIGHTED INDEX ASE20 (2014=1000)

	2167.8	2170.3	0.11%	9.68%
--	--------	--------	-------	-------

TOTAL RETURN INDEX ASETR (2021=1074)

	2999.3	3002.7	0.11%	15.39%
--	--------	--------	-------	--------

ASE WEIGHTED INDEX (1991=1000)

	TUESDAY 19/05/2026	WEDNESDAY 20/05/2026	% CHANGE	
			DAY BEFORE	YTD
GENERAL	7874.6	7878.9	0.05%	11.66%
BANKS	9831.7	9760.6	-0.72%	3.36%
INSURANCE	1942.6	1942.6	0.00%	8.93%
SERVICES	1156.7	1163.4	0.58%	6.95%
INDUSTRY	13684.4	13768.6	0.62%	20.74%

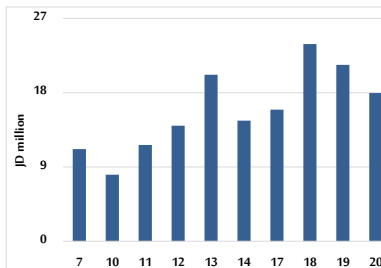
MARKET INDICES WEIGHTED BY FREE FLOAT MARKET CAP. (2012=1000)

	TUESDAY 19/05/2026	WEDNESDAY 20/05/2026	% CHANGE	
			DAY BEFORE	YTD
FIRST MARKET	2245.8	2248.4	0.12%	10.23%
SECOND MARKET	1044.4	1045.1	0.07%	2.22%

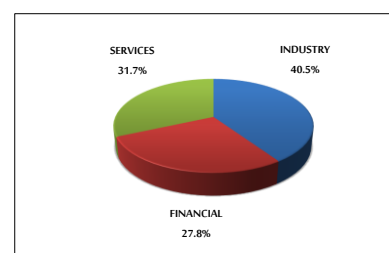
MARKET CAPITALIZATION (JD)

	29,443,564,490	29,459,849,021	0.06%	11.20%
--	----------------	----------------	-------	--------

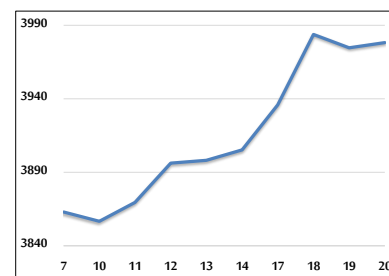
VALUE TRADED FROM 7/5 TO 20/5/2026



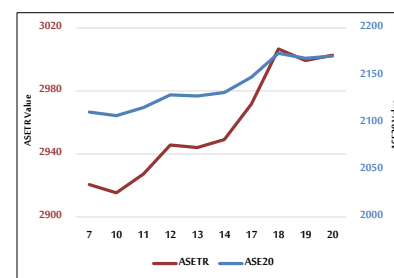
VALUE TRADED BY SECTOR WEDNESDAY 20/5/2026



ASE GENERAL FREE FLOAT WEIGHTED INDEX 7/5 TO 20/5/2026



ASE20 INDEX & ASETR INDEX FROM 7/5 TO 20/5/2026



ASE WEIGHTED INDEX FROM 7/5 TO 20/5/2026

