

## Daily Summary for Amman Stock Exchange

### VALUE TRADED (JD)

	2025	2026	NET CHANGE	CHANGE (%)
Daily	18,440,213	20,239,035	1,798,822	9.75%
Cumulative (3/5-21/5)	150,822,282	234,664,720	83,842,438	55.59%
Cumulative (4/1-21/5)	655,492,360	1,229,811,068	574,318,708	87.62%

### NO. OF SHARES TRADED

	2025	2026	NET CHANGE	CHANGE (%)
Daily	10,500,433	5,788,448	-4,711,985	-44.87%
Cumulative (3/5-21/5)	78,004,587	96,087,795	18,083,208	23.18%
Cumulative (4/1-21/5)	343,637,725	432,892,083	89,254,358	25.97%

### NO. OF TRANSACTIONS

	2025	2026	NET CHANGE	CHANGE (%)
Daily	3,018	5,274	2,256	74.75%
Cumulative (3/5-21/5)	47,687	70,462	22,775	47.76%
Cumulative (4/1-21/5)	216,404	347,924	131,520	60.78%

### SOME FINANCIAL RATIOS FOR THE ASE (21/5/2026)

SECTOR	P/E	P/BV	DIVIDEND YIELD (%)	TURNOVER (%)
FINANCIAL	9.655	0.989	4.939	0.050
SERVICES	13.414	1.526	4.676	0.160
INDUSTRY	16.570	2.952	4.703	0.198
OVERALL	12.146	1.538	4.924	0.092

### ASE GENERAL FREE FLOAT WEIGHTED INDEX ASEGI (1999=1000)

	WEDNESDAY 20/05/2026	THURSDAY 21/05/2026	% CHANGE	
			DAY BEFORE	YTD
GENERAL INDEX ASEGI	3978.3	3993.6	0.38%	10.58%
FINANCIAL	3810.6	3818.4	0.20%	1.13%
SERVICES	2731.8	2722.7	-0.33%	25.34%
INDUSTRY	10406.0	10625.5	2.11%	19.75%

### ASE FREE FLOAT WEIGHTED INDEX ASE20 (2014=1000)

	2170.3	2178.3	0.37%	10.09%

### TOTAL RETURN INDEX ASETR (2021=1074)

	3002.7	3013.8	0.37%	15.82%

### ASE WEIGHTED INDEX (1991=1000)

	WEDNESDAY 20/05/2026	THURSDAY 21/05/2026	% CHANGE	
			DAY BEFORE	YTD
GENERAL	7878.9	7981.6	1.30%	13.12%
BANKS	9760.6	9798.9	0.39%	3.76%
INSURANCE	1942.6	1944.2	0.08%	9.03%
SERVICES	1163.4	1158.7	-0.40%	6.53%
INDUSTRY	13768.6	14100.8	2.41%	23.66%

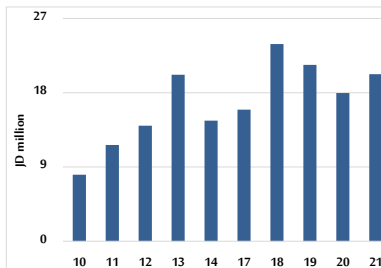
### MARKET INDICES WEIGHTED BY FREE FLOAT MARKET CAP. (2012=1000)

	WEDNESDAY 20/05/2026	THURSDAY 21/05/2026	% CHANGE	
			DAY BEFORE	YTD
FIRST MARKET	2248.4	2256.7	0.37%	10.63%
SECOND MARKET	1045.1	1045.7	0.06%	2.28%

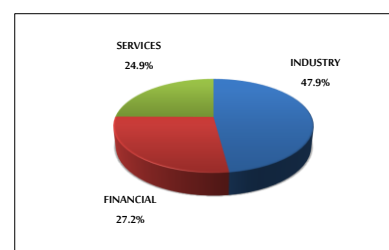
### MARKET CAPITALIZATION (JD)

	29,459,849,021	29,605,173,533	0.49%	11.75%

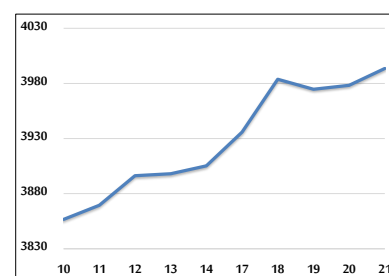
### VALUE TRADED FROM 10/5 TO 21/5/2026



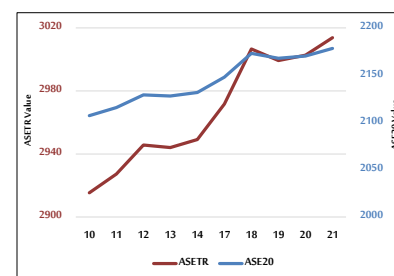
### VALUE TRADED BY SECTOR THURSDAY 21/5/2026



### ASE GENERAL FREE FLOAT WEIGHTED INDEX 10/5 TO 21/5/2026



### ASE20 INDEX & ASETR INDEX FROM 10/5 TO 21/5/2026



### ASE WEIGHTED INDEX FROM 10/5 TO 21/5/2026

