

Daily Summary for Amman Stock Exchange

VALUE TRADED (JD)

	2025	2026	NET CHANGE	CHANGE (%)
Daily	9,462,611	22,456,771	12,994,160	137.32%
Cumulative (3/5-24/5)	160,284,893	257,121,491	96,836,598	60.42%
Cumulative (4/1-24/5)	664,954,971	1,252,267,839	587,312,868	88.32%

NO. OF SHARES TRADED

	2025	2026	NET CHANGE	CHANGE (%)
Daily	3,780,401	6,457,994	2,677,593	70.83%
Cumulative (3/5-24/5)	81,784,988	102,545,789	20,760,801	25.38%
Cumulative (4/1-24/5)	347,418,126	439,350,077	91,931,951	26.46%

NO. OF TRANSACTIONS

	2025	2026	NET CHANGE	CHANGE (%)
Daily	3,457	5,562	2,105	60.89%
Cumulative (3/5-24/5)	51,144	76,024	24,880	48.65%
Cumulative (4/1-24/5)	219,861	353,486	133,625	60.78%

SOME FINANCIAL RATIOS FOR THE ASE (24/5/2026)

SECTOR	P/E	P/BV	DIVIDEND YIELD (%)	TURNOVER (%)
FINANCIAL	9.996	1.024	4.771	0.081
SERVICES	13.509	1.536	4.643	0.120
INDUSTRY	16.768	2.987	4.647	0.183
OVERALL	12.413	1.572	4.818	0.102

ASE GENERAL FREE FLOAT WEIGHTED INDEX ASEGI (1999=1000)

	THURSDAY 21/05/2026	SUNDAY 24/05/2026	% CHANGE	
			DAY BEFORE	YTD
GENERAL INDEX ASEGI	3993.6	4055.7	1.56%	12.30%
FINANCIAL	3818.4	3888.7	1.84%	3.00%
SERVICES	2722.7	2751.7	1.07%	26.67%
INDUSTRY	10625.5	10728.6	0.97%	20.91%

ASE FREE FLOAT WEIGHTED INDEX ASE20 (2014=1000)

	2178.3	2213.6	1.62%	11.88%
--	--------	--------	-------	--------

TOTAL RETURN INDEX ASETR (2021=1074)

	3013.8	3062.7	1.62%	17.70%
--	--------	--------	-------	--------

ASE WEIGHTED INDEX (1991=1000)

	THURSDAY 21/05/2026	SUNDAY 24/05/2026	% CHANGE	
			DAY BEFORE	YTD
GENERAL	7981.6	8157.1	2.20%	15.60%
BANKS	9798.9	10176.6	3.85%	7.76%
INSURANCE	1944.2	1954.2	0.51%	9.59%
SERVICES	1158.7	1169.5	0.93%	7.52%
INDUSTRY	14100.8	14255.2	1.09%	25.01%

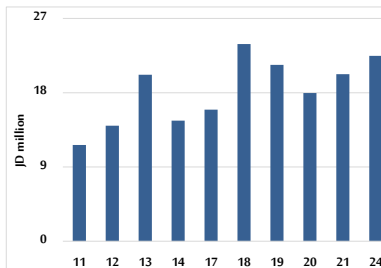
MARKET INDICES WEIGHTED BY FREE FLOAT MARKET CAP. (2012=1000)

	THURSDAY 21/05/2026	SUNDAY 24/05/2026	% CHANGE	
			DAY BEFORE	YTD
FIRST MARKET	2256.7	2293.3	1.62%	12.43%
SECOND MARKET	1045.7	1046.1	0.03%	2.31%

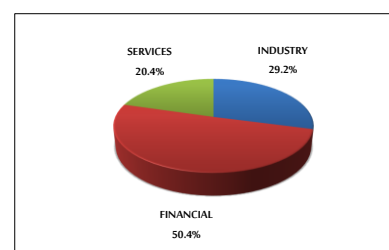
MARKET CAPITALIZATION (JD)

	29,605,173,533	30,236,762,177	2.13%	14.13%
--	----------------	----------------	-------	--------

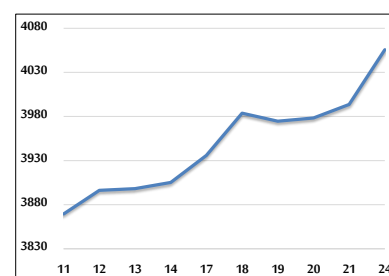
VALUE TRADED FROM 11/5 TO 24/5/2026



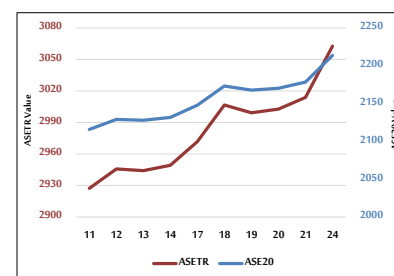
VALUE TRADED BY SECTOR SUNDAY 24/5/2026



ASE GENERAL FREE FLOAT WEIGHTED INDEX 11/5 TO 24/5/2026



ASE20 INDEX & ASETR INDEX FROM 11/5 TO 24/5/2026



ASE WEIGHTED INDEX FROM 11/5 TO 24/5/2026

