

Daily Summary for Amman Stock Exchange

VALUE TRADED (JD)

	2025	2026	NET CHANGE	CHANGE (%)
Daily	10,297,396	8,055,712	-2,241,684	-21.77%
Cumulative (3/5-10/5)	64,963,028	74,802,928	9,839,900	15.15%
Cumulative (4/1-10/5)	569,633,106	1,069,949,276	500,316,170	87.83%

NO. OF SHARES TRADED

	2025	2026	NET CHANGE	CHANGE (%)
Daily	4,330,815	4,461,809	130,994	3.02%
Cumulative (3/5-10/5)	33,499,383	35,399,463	1,900,080	5.67%
Cumulative (4/1-10/5)	299,132,521	372,203,751	73,071,230	24.43%

NO. OF TRANSACTIONS

	2025	2026	NET CHANGE	CHANGE (%)
Daily	2,539	3,256	717	28.24%
Cumulative (3/5-10/5)	18,155	25,067	6,912	38.07%
Cumulative (4/1-10/5)	186,872	302,529	115,657	61.89%

SOME FINANCIAL RATIOS FOR THE ASE (10/5/2026)

SECTOR	P/E	P/BV	DIVIDEND YIELD (%)	TURNOVER (%)
FINANCIAL	9.406	0.963	5.070	0.044
SERVICES	12.861	1.463	4.877	0.057
INDUSTRY	15.684	2.794	4.969	0.213
OVERALL	11.643	1.475	5.136	0.069

ASE GENERAL FREE FLOAT WEIGHTED INDEX ASEGI (1999=1000)

	THURSDAY 07/05/2026	SUNDAY 10/05/2026	% CHANGE	
			DAY BEFORE	YTD
GENERAL INDEX ASEGI	3863.0	3856.7	-0.16%	6.78%
FINANCIAL	3781.7	3774.1	-0.20%	-0.04%
SERVICES	2539.0	2537.6	-0.05%	16.82%
INDUSTRY	10106.5	10098.6	-0.08%	13.81%

ASE FREE FLOAT WEIGHTED INDEX ASE20 (2014=1000)

	2110.9	2107.2	-0.18%	6.50%
--	--------	--------	--------	-------

TOTAL RETURN INDEX ASETR (2021=1074)

	2920.6	2915.4	-0.18%	12.04%
--	--------	--------	--------	--------

ASE WEIGHTED INDEX (1991=1000)

	THURSDAY 07/05/2026	SUNDAY 10/05/2026	% CHANGE	
			DAY BEFORE	YTD
GENERAL	7683.0	7650.9	-0.42%	8.43%
BANKS	9599.5	9537.8	-0.64%	1.00%
INSURANCE	1916.4	1906.6	-0.51%	6.92%
SERVICES	1142.4	1140.3	-0.18%	4.83%
INDUSTRY	13309.3	13273.7	-0.27%	16.41%

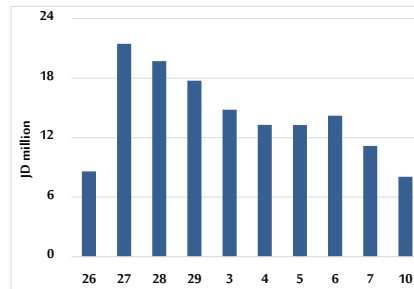
MARKET INDICES WEIGHTED BY FREE FLOAT MARKET CAP. (2012=1000)

	THURSDAY 07/05/2026	SUNDAY 10/05/2026	% CHANGE	
			DAY BEFORE	YTD
FIRST MARKET	2183.1	2179.9	-0.14%	6.87%
SECOND MARKET	1029.0	1028.5	-0.05%	0.60%

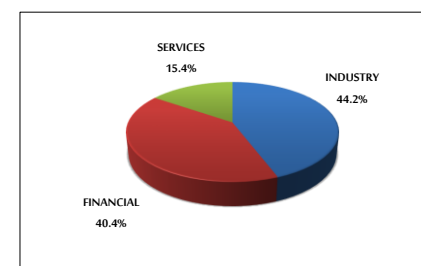
MARKET CAPITALIZATION (JD)

	28,754,769,353	28,642,471,830	-0.39%	8.11%
--	----------------	----------------	--------	-------

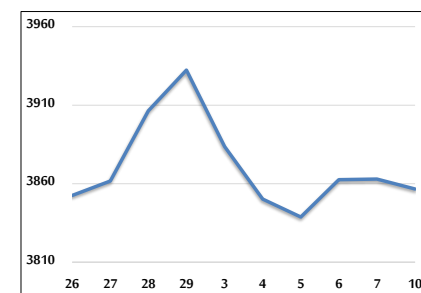
VALUE TRADED FROM 26/4 TO 10/5/2026



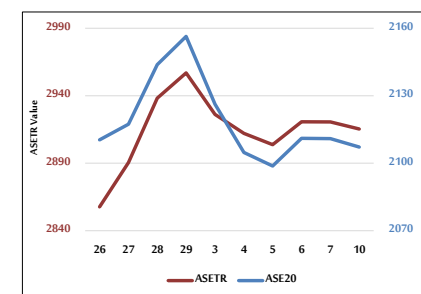
VALUE TRADED BY SECTOR SUNDAY 10/5/2026



ASE GENERAL FREE FLOAT WEIGHTED INDEX 26/4 TO 10/5/2026



ASE20 INDEX & ASETR INDEX FROM 26/4 TO 10/5/2026



ASE WEIGHTED INDEX FROM 26/4 TO 10/5/2026

