

## Daily Summary for Amman Stock Exchange

### VALUE TRADED (JD)

	2025	2026	NET CHANGE	CHANGE (%)
Daily	14,170,865	9,973,299	-4,197,566	-29.62%
Cumulative (1/6-21/6)	125,984,308	273,024,677	147,040,369	116.71%
Cumulative (4/1-21/6)	813,500,224	1,551,683,738	738,183,514	90.74%

### NO. OF SHARES TRADED

	2025	2026	NET CHANGE	CHANGE (%)
Daily	6,053,350	4,076,842	-1,976,508	-32.65%
Cumulative (1/6-21/6)	52,350,356	81,175,106	28,824,750	55.06%
Cumulative (4/1-21/6)	411,883,691	526,793,186	114,909,495	27.90%

### NO. OF TRANSACTIONS

	2025	2026	NET CHANGE	CHANGE (%)
Daily	2,945	4,213	1,268	43.06%
Cumulative (1/6-21/6)	35,906	75,302	39,396	109.72%
Cumulative (4/1-21/6)	264,505	434,285	169,780	64.19%

### SOME FINANCIAL RATIOS FOR THE ASE (21/6/2026)

SECTOR	P/E	P/BV	DIVIDEND YIELD (%)	TURNOVER (%)
FINANCIAL	9.854	1.009	4.840	0.041
SERVICES	13.062	1.486	4.802	0.071
INDUSTRY	15.699	2.797	4.964	0.133
OVERALL	11.910	1.508	5.021	0.062

### ASE GENERAL FREE FLOAT WEIGHTED INDEX ASEGI (1999=1000)

	THURSDAY 18/06/2026	SUNDAY 21/06/2026	% CHANGE	
			DAY BEFORE	YTD
GENERAL INDEX ASEGI	3963.1	3957.3	-0.15%	9.57%
FINANCIAL	3904.9	3879.4	-0.65%	2.75%
SERVICES	2638.5	2636.4	-0.08%	21.36%
INDUSTRY	9955.1	10116.9	1.63%	14.02%

### ASE FREE FLOAT WEIGHTED INDEX ASE20 (2014=1000)

	2169.4	2164.3	-0.24%	9.38%
--	--------	--------	--------	-------

### TOTAL RETURN INDEX ASETR (2021=1074)

	3001.5	2994.3	-0.24%	15.07%
--	--------	--------	--------	--------

### ASE WEIGHTED INDEX (1991=1000)

	THURSDAY 18/06/2026	SUNDAY 21/06/2026	% CHANGE	
			DAY BEFORE	YTD
GENERAL	7785.6	7822.7	0.48%	10.86%
BANKS	10080.2	10011.9	-0.68%	6.02%
INSURANCE	1936.7	1938.2	0.08%	8.69%
SERVICES	1145.0	1140.9	-0.36%	4.88%
INDUSTRY	13101.8	13323.8	1.69%	16.84%

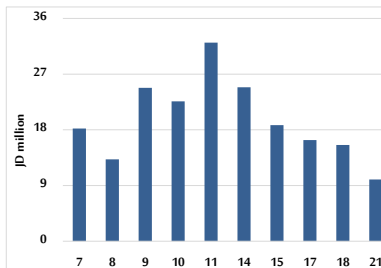
### MARKET INDICES WEIGHTED BY FREE FLOAT MARKET CAP. (2012=1000)

	THURSDAY 18/06/2026	SUNDAY 21/06/2026	% CHANGE	
			DAY BEFORE	YTD
FIRST MARKET	2242.1	2237.6	-0.20%	9.70%
SECOND MARKET	1041.8	1045.7	0.37%	2.28%

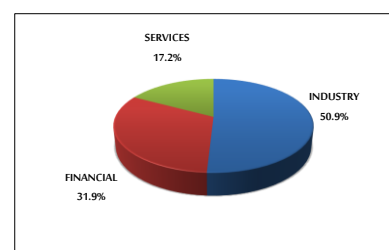
### MARKET CAPITALIZATION (JD)

	28,935,706,628	29,068,057,092	0.46%	9.72%
--	----------------	----------------	-------	-------

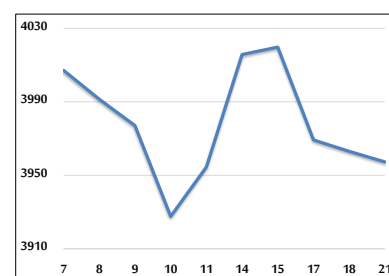
### VALUE TRADED FROM 7/6 TO 21/6/2026



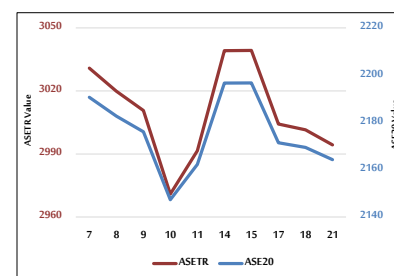
### VALUE TRADED BY SECTOR SUNDAY 21/6/2026



### ASE GENERAL FREE FLOAT WEIGHTED INDEX 7/6 TO 21/6/2026



### ASE20 INDEX & ASETR INDEX FROM 7/6 TO 21/6/2026



### ASE WEIGHTED INDEX FROM 7/6 TO 21/6/2026

