

## Daily Summary for Amman Stock Exchange

### VALUE TRADED (JD)

	2025	2026	NET CHANGE	CHANGE (%)
Daily	-	16,467,990	-	-
Cumulative (1/6-24/6)	148,040,250	312,990,318	164,950,068	111.42%
Cumulative (4/1-24/6)	835,556,166	1,591,649,379	756,093,213	90.49%

### NO. OF SHARES TRADED

	2025	2026	NET CHANGE	CHANGE (%)
Daily	-	4,467,967	-	-
Cumulative (1/6-24/6)	59,969,136	93,438,615	33,469,479	55.81%
Cumulative (4/1-24/6)	419,502,471	539,056,695	119,554,224	28.50%

### NO. OF TRANSACTIONS

	2025	2026	NET CHANGE	CHANGE (%)
Daily	-	4,900	-	-
Cumulative (1/6-24/6)	42,476	87,745	45,269	106.58%
Cumulative (4/1-24/6)	271,075	446,728	175,653	64.80%

### SOME FINANCIAL RATIOS FOR THE ASE (24/6/2026)

SECTOR	P/E	P/BV	DIVIDEND YIELD (%)	TURNOVER (%)
FINANCIAL	9.514	0.975	5.013	0.045
SERVICES	12.770	1.452	4.912	0.084
INDUSTRY	15.297	2.725	5.094	0.141
OVERALL	11.549	1.463	5.178	0.068

### ASE GENERAL FREE FLOAT WEIGHTED INDEX ASEGI (1999=1000)

	TUESDAY 23/06/2026	WEDNESDAY 24/06/2026	% CHANGE	
			DAY BEFORE	YTD
GENERAL INDEX ASEGI	3900.7	3844.8	-1.43%	6.46%
FINANCIAL	3815.0	3774.3	-1.07%	-0.03%
SERVICES	2607.6	2556.5	-1.96%	17.68%
INDUSTRY	10035.0	9889.5	-1.45%	11.46%

### ASE FREE FLOAT WEIGHTED INDEX ASE20 (2014=1000)

	2131.4	2100.9	-1.43%	6.18%
--	--------	--------	--------	-------

### TOTAL RETURN INDEX ASETR (2021=1074)

	2948.9	2906.7	-1.43%	11.71%
--	--------	--------	--------	--------

### ASE WEIGHTED INDEX (1991=1000)

	TUESDAY 23/06/2026	WEDNESDAY 24/06/2026	% CHANGE	
			DAY BEFORE	YTD
GENERAL	7713.1	7585.6	-1.65%	7.50%
BANKS	9803.0	9639.2	-1.67%	2.07%
INSURANCE	1931.9	1931.5	-0.02%	8.31%
SERVICES	1132.2	1127.8	-0.39%	3.68%
INDUSTRY	13198.7	12947.8	-1.90%	13.55%

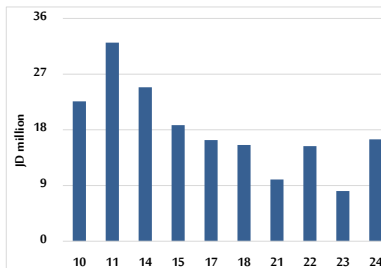
### MARKET INDICES WEIGHTED BY FREE FLOAT MARKET CAP. (2012=1000)

	TUESDAY 23/06/2026	WEDNESDAY 24/06/2026	% CHANGE	
			DAY BEFORE	YTD
FIRST MARKET	2204.9	2173.6	-1.42%	6.56%
SECOND MARKET	1044.9	1037.5	-0.70%	1.48%

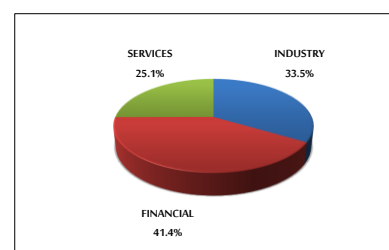
### MARKET CAPITALIZATION (JD)

	28,675,826,111	28,221,605,445	-1.58%	6.52%
--	----------------	----------------	--------	-------

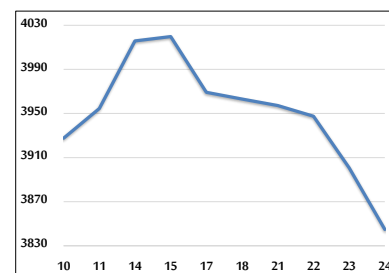
### VALUE TRADED FROM 10/6 TO 24/6/2026



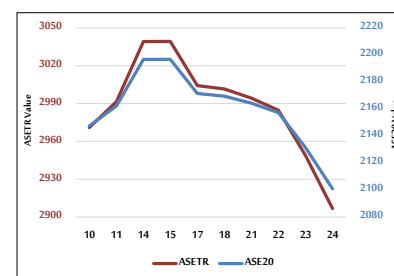
### VALUE TRADED BY SECTOR WEDNESDAY 24/6/2026



### ASE GENERAL FREE FLOAT WEIGHTED INDEX 10/6 TO 24/6/2026



### ASE20 INDEX & ASETR INDEX FROM 10/6 TO 24/6/2026



### ASE WEIGHTED INDEX FROM 10/6 TO 24/6/2026

