

Daily Summary for Amman Stock Exchange

VALUE TRADED (JD)

	2025	2026	NET CHANGE	CHANGE (%)
Daily	-	12,698,087	-	-
Cumulative (1/6-25/6)	148,040,250	325,688,405	177,648,155	120.00%
Cumulative (4/1-25/6)	835,556,166	1,604,347,466	768,791,300	92.01%

NO. OF SHARES TRADED

	2025	2026	NET CHANGE	CHANGE (%)
Daily	-	5,095,468	-	-
Cumulative (1/6-25/6)	59,969,136	98,534,083	38,564,947	64.31%
Cumulative (4/1-25/6)	419,502,471	544,152,163	124,649,692	29.71%

NO. OF TRANSACTIONS

	2025	2026	NET CHANGE	CHANGE (%)
Daily	-	4,081	-	-
Cumulative (1/6-25/6)	42,476	91,826	49,350	116.18%
Cumulative (4/1-25/6)	271,075	450,809	179,734	66.30%

SOME FINANCIAL RATIOS FOR THE ASE (25/6/2026)

SECTOR	P/E	P/BV	DIVIDEND YIELD (%)	TURNOVER (%)
FINANCIAL	9.671	0.991	4.931	0.075
SERVICES	12.743	1.449	4.922	0.060
INDUSTRY	15.048	2.681	5.178	0.108
OVERALL	11.550	1.463	5.178	0.077

ASE GENERAL FREE FLOAT WEIGHTED INDEX ASEGI (1999=1000)

	WEDNESDAY 24/06/2026	THURSDAY 25/06/2026	% CHANGE	
			DAY BEFORE	YTD
GENERAL INDEX ASEGI	3844.8	3865.7	0.54%	7.03%
FINANCIAL	3774.3	3822.0	1.26%	1.23%
SERVICES	2556.5	2554.2	-0.09%	17.58%
INDUSTRY	9889.5	9754.3	-1.37%	9.93%

ASE FREE FLOAT WEIGHTED INDEX ASE20 (2014=1000)

	2100.9	2112.6	0.56%	6.77%
--	--------	--------	-------	-------

TOTAL RETURN INDEX ASETR (2021=1074)

	2906.7	2922.9	0.56%	12.33%
--	--------	--------	-------	--------

ASE WEIGHTED INDEX (1991=1000)

	WEDNESDAY 24/06/2026	THURSDAY 25/06/2026	% CHANGE	
			DAY BEFORE	YTD
GENERAL	7585.6	7586.6	0.01%	7.52%
BANKS	9639.2	9809.8	1.77%	3.88%
INSURANCE	1931.5	1944.7	0.68%	9.05%
SERVICES	1127.8	1126.3	-0.14%	3.54%
INDUSTRY	12947.8	12750.7	-1.52%	11.82%

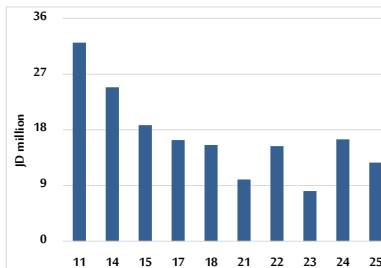
MARKET INDICES WEIGHTED BY FREE FLOAT MARKET CAP. (2012=1000)

	WEDNESDAY 24/06/2026	THURSDAY 25/06/2026	% CHANGE	
			DAY BEFORE	YTD
FIRST MARKET	2173.6	2185.7	0.56%	7.15%
SECOND MARKET	1037.5	1040.7	0.31%	1.79%

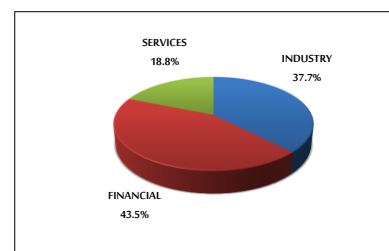
MARKET CAPITALIZATION (JD)

	28,221,605,445	28,220,078,524	-0.01%	6.52%
--	----------------	----------------	--------	-------

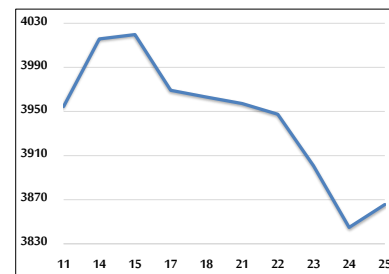
VALUE TRADED FROM 11/6 TO 25/6/2026



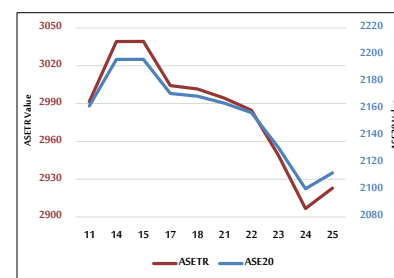
VALUE TRADED BY SECTOR THURSDAY 25/6/2026



ASE GENERAL FREE FLOAT WEIGHTED INDEX 11/6 TO 25/6/2026



ASE20 INDEX & ASETR INDEX FROM 11/6 TO 25/6/2026



ASE WEIGHTED INDEX FROM 11/6 TO 25/6/2026

