

Daily Summary for Amman Stock Exchange

VALUE TRADED (JD)

	2025	2026	NET CHANGE	CHANGE (%)
Daily	18,296,501	7,996,776	-10,299,725	-56.29%
Cumulative (1/6-30/6)	166,336,751	358,489,599	192,152,848	115.52%
Cumulative (4/1-30/6)	853,852,667	1,637,148,660	783,295,993	91.74%

NO. OF SHARES TRADED

	2025	2026	NET CHANGE	CHANGE (%)
Daily	6,756,869	4,207,263	-2,549,606	-37.73%
Cumulative (1/6-30/6)	66,726,005	111,756,017	45,030,012	67.48%
Cumulative (4/1-30/6)	426,259,340	557,374,097	131,114,757	30.76%

NO. OF TRANSACTIONS

	2025	2026	NET CHANGE	CHANGE (%)
Daily	4,195	3,077	-1,118	-26.65%
Cumulative (1/6-30/6)	46,671	103,038	56,367	120.78%
Cumulative (4/1-30/6)	275,270	462,021	186,751	67.84%

SOME FINANCIAL RATIOS FOR THE ASE (30/6/2026)

SECTOR	P/E	P/BV	DIVIDEND YIELD (%)	TURNOVER (%)
FINANCIAL	9.650	0.988	4.945	0.065
SERVICES	12.932	1.471	4.850	0.044
INDUSTRY	14.717	2.622	5.295	0.081
OVERALL	11.445	1.449	5.227	0.064

ASE GENERAL FREE FLOAT WEIGHTED INDEX ASEGI (1999=1000)

	MONDAY 29/06/2026	TUESDAY 30/06/2026	% CHANGE	
			DAY BEFORE	YTD
GENERAL INDEX ASEGI	3844.1	3855.7	0.30%	6.76%
FINANCIAL	3784.6	3801.7	0.45%	0.69%
SERVICES	2589.3	2589.4	0.00%	19.20%
INDUSTRY	9567.6	9579.2	0.12%	7.96%

ASE FREE FLOAT WEIGHTED INDEX ASE20 (2014=1000)

	2099.8	2106.0	0.29%	6.44%
--	--------	--------	-------	-------

TOTAL RETURN INDEX ASETR (2021=1074)

	2905.2	2913.8	0.29%	11.98%
--	--------	--------	-------	--------

ASE WEIGHTED INDEX (1991=1000)

	MONDAY 29/06/2026	TUESDAY 30/06/2026	% CHANGE	
			DAY BEFORE	YTD
GENERAL	7473.3	7517.2	0.59%	6.54%
BANKS	9688.4	9780.6	0.95%	3.57%
INSURANCE	1969.1	1976.3	0.37%	10.83%
SERVICES	1130.3	1136.5	0.55%	4.49%
INDUSTRY	12475.6	12508.6	0.26%	9.70%

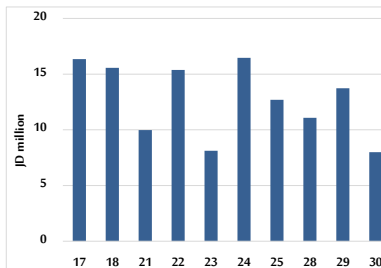
MARKET INDICES WEIGHTED BY FREE FLOAT MARKET CAP. (2012=1000)

	MONDAY 29/06/2026	TUESDAY 30/06/2026	% CHANGE	
			DAY BEFORE	YTD
FIRST MARKET	2173.1	2179.4	0.29%	6.84%
SECOND MARKET	1041.6	1043.4	0.18%	2.06%

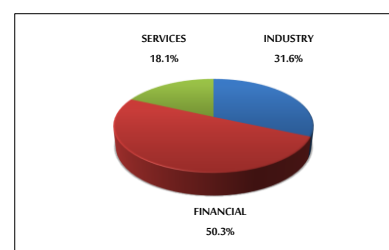
MARKET CAPITALIZATION (JD)

	27,819,205,353	27,974,821,870	0.56%	5.59%
--	----------------	----------------	-------	-------

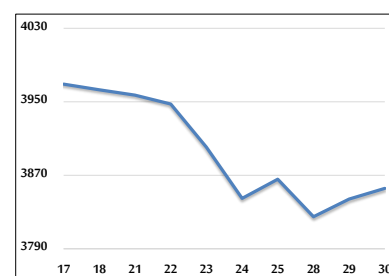
VALUE TRADED FROM 17/6 TO 30/6/2026



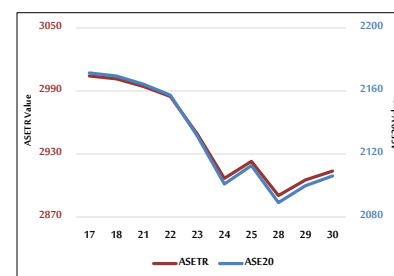
VALUE TRADED BY SECTOR TUESDAY 30/6/2026



ASE GENERAL FREE FLOAT WEIGHTED INDEX 17/6 TO 30/6/2026



ASE20 INDEX & ASETR INDEX FROM 17/6 TO 30/6/2026



ASE WEIGHTED INDEX FROM 17/6 TO 30/6/2026

