

### Daily Summary for Amman Stock Exchange

VALUE TRADED (JD)

	2025	2026	NET CHANGE	CHANGE (%)
Daily	11,001,198	10,964,693	-36,505	-0.33%
Cumulative (1/7-1/7)	11,001,198	10,964,693	-36,505	-0.33%
Cumulative (4/1-1/7)	864,853,865	1,648,113,353	783,259,488	90.57%

NO. OF SHARES TRADED

	2025	2026	NET CHANGE	CHANGE (%)
Daily	3,611,212	4,194,063	582,851	16.14%
Cumulative (1/7-1/7)	3,611,212	4,194,063	582,851	16.14%
Cumulative (4/1-1/7)	429,870,552	561,568,160	131,697,608	30.64%

NO. OF TRANSACTIONS

	2025	2026	NET CHANGE	CHANGE (%)
Daily	3,129	4,428	1,299	41.51%
Cumulative (1/7-1/7)	3,129	4,428	1,299	41.51%
Cumulative (4/1-1/7)	278,399	466,449	188,050	67.55%

SOME FINANCIAL RATIOS FOR THE ASE (1/7/2026)

SECTOR	P/E	P/BV	DIVIDEND YIELD (%)	TURNOVER (%)
FINANCIAL	9.643	0.988	4.949	0.051
SERVICES	12.981	1.476	4.832	0.070
INDUSTRY	14.381	2.562	5.419	0.108
OVERALL	11.317	1.447	5.282	0.064

ASE GENERAL FREE FLOAT WEIGHTED INDEX ASEGI (1999=1000)

	TUESDAY 30/06/2026	WEDNESDAY 01/07/2026	% CHANGE	
			DAY BEFORE	YTD
GENERAL INDEX ASEGI	3855.7	3854.2	-0.04%	6.72%
FINANCIAL	3801.7	3811.6	0.26%	0.95%
SERVICES	2589.4	2598.8	0.36%	19.63%
INDUSTRY	9579.2	9410.5	-1.76%	6.06%

ASE FREE FLOAT WEIGHTED INDEX ASE20 (2014=1000)

	2106.0	2107.5	0.07%	6.51%
--	--------	--------	-------	-------

TOTAL RETURN INDEX ASETR (2021=1074)

	2913.8	2915.9	0.07%	12.06%
--	--------	--------	-------	--------

ASE WEIGHTED INDEX (1991=1000)

	TUESDAY 30/06/2026	WEDNESDAY 01/07/2026	% CHANGE	
			DAY BEFORE	YTD
GENERAL	7517.2	7442.6	-0.99%	5.48%
BANKS	9780.6	9774.6	-0.06%	3.50%
INSURANCE	1976.3	1971.4	-0.25%	10.55%
SERVICES	1136.5	1138.8	0.20%	4.69%
INDUSTRY	12508.6	12246.2	-2.10%	7.39%

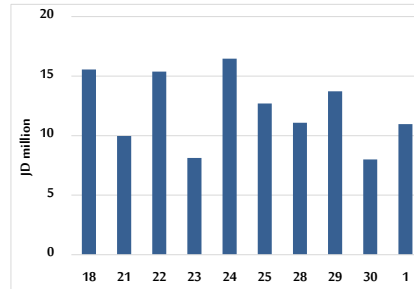
MARKET INDICES WEIGHTED BY FREE FLOAT MARKET CAP. (2012=1000)

	TUESDAY 30/06/2026	WEDNESDAY 01/07/2026	% CHANGE	
			DAY BEFORE	YTD
FIRST MARKET	2179.4	2179.6	0.01%	6.86%
SECOND MARKET	1043.4	1040.2	-0.31%	1.74%

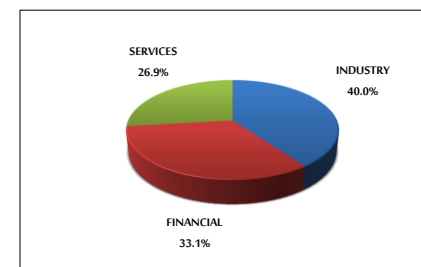
MARKET CAPITALIZATION (JD)

	27,974,821,870	27,707,237,062	-0.96%	4.58%
--	----------------	----------------	--------	-------

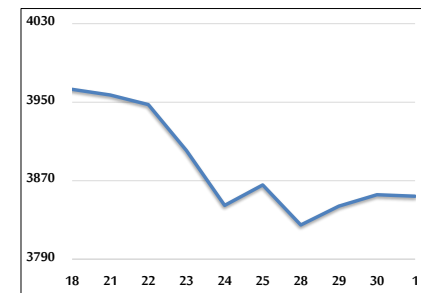
VALUE TRADED FROM 18/6 TO 1/7/2026



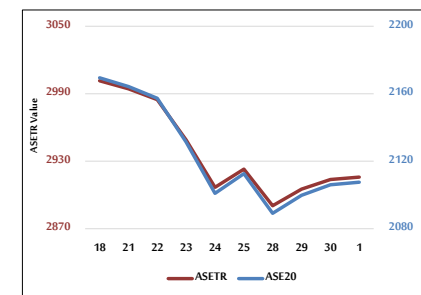
VALUE TRADED BY SECTOR WEDNESDAY 1/7/2026



ASE GENERAL FREE FLOAT WEIGHTED INDEX 18/6 TO 1/7/2026



ASE20 INDEX & ASETR INDEX FROM 18/6 TO 1/7/2026



ASE WEIGHTED INDEX FROM 18/6 TO 1/7/2026

